



DIRECTORATE GENERAL HEALTH SERVICES PUNJAB-LAHORE



24-Cooper Road, Lahore
Ph. 042 -99200990; email: hmis.pb@yahoo.com



DHIS2 Weekly Bulletin (Week 45, November 6-12, 2023)



It is a matter of great pleasure for me to write this message. The importance of data planning and implementation is immense. DHIS is a decision support system that will help managers at all levels to make evidence based decisions. It will help in planning & development, strategy management, Budgeting and forecasting about future needs. The MIS team is praiseworthy to implement the system in the whole province and bring reporting regularity to more than 97%.

The performances of the district management teams and health facilities of the province are available for scrutiny and evaluation on DHIS. The issues of data validity and data accuracy needs more efforts and hard working The doctors and paramedics should pay heed to the plight of data quality and accuracy, so that correct and valid figures may be made available for the decision makers.

Dr. Muhammad Ilyas Gondal
Director General Services Punjab



The weekly Bulletin would have not been possible without support, guidance, and expertise of Dr. Muhammad Ilyas Gondal, Director General Health Services Punjab. The regular reviews, discussion, and modification of methodological framework used to ensure that the Weekly Bulletin meets the most rigorous statistical standards and accurately reflects the status of our Provincial health system.

On behalf of MIS team, Dr. Khalid Mehmood (Director MIS), Dr. Muhammad Mohsan Wattoo (ADHS-MIS) Mr. Farooq Ahmed (CPO MIS) and Miss Rukhsana Fawad (Data Analyst) thank to the focal persons of Districts and public health professionals who worked to improve our provincial health information system with their tireless efforts and collaboration and deserve deepest appreciation for continuing efforts, to be better orientation to address the public health challenges of today and tomorrow.

Dr. Khalid Mehmood
Director Health Services (P&D and MIS)

Highlights:

The detail analysis of week 45 of year 2023 data is presented in this report The reporting compliance week 45, 2023 of all 36 Districts was 95%. The figure is similar to that of the previous week. The Total OPD Visits during week 45 of 2023 was 19,37,956. OPD visits 18% decreased as compared to the previous week (23,65,803 in week 44 vs 19,37,956 in week 45) while 96% are new OPD patients and only 4% are follow up visits in current week. The average OPD per day visits in Facility types wise was higher in THOS i.e. (886/day visits). The highest number of OPD visits were conducted in District Lahore (1,77,609) followed by Faisalabad (1,67,192) and Multan (1,04,955) during the period of week 45. In age and gender wise analysis the percentage of female (54%) was higher than male (46%) patients and the highest number of patients were reported in (15-49) y age group.

68 diseases were reported through DHIS-2. The patients reported diseases constitute overall 57% of the total patients in week 45, 2023. Out of 68 Priority diseases, (58%) communicable and (43%) are non-communicable disease patients. Top 10 communicable disease presented in the form of graphs and Tables.

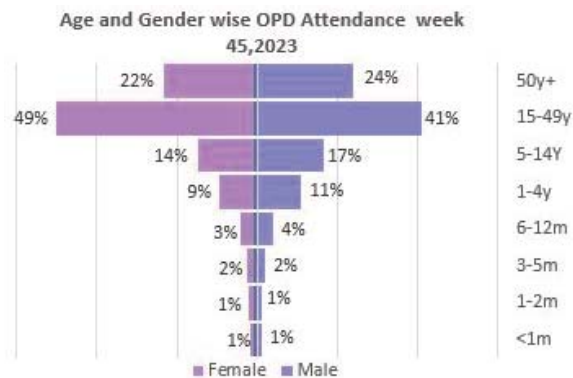
Total ANC (1,98,870) visits were recorded in the Punjab, out of total ANC-1 (n=75,365) women 16% were reported with Hb<10g/dl. Total deliveries 25,676 was conducted in Punjab during current week, 80% Normal deliveries, 20% C-Section and only 0.17% were Vacuum/Forceps Out of total live births i.e., 25,346, 2% babies were born with LBW <2.5 kg and 0.5% were Premature Births.

Total FP visits (39,469) were recorded in this week The highest FP visits 77% were recorded in BHU. Highest FP visits were recorded in District Faisalabad (3,676), Multan (2,180) and in Okara (2,072)

Total indoor 1,07,447 patients were admitted during current week, out of which 60% patient disease wise admitted. Out of total Surgeries (18,398) performed by Anesthesia GA (18%), LA (48%), spinal (28%) and 6% other types of Anesthesia

Out Patient Data

Total OPD 19,37,956 visits were recorded in this week there were more females (54%) visits than that of males (46%). As is presented in the graph, the maximum number of patients belonged to age group (15-49) y.



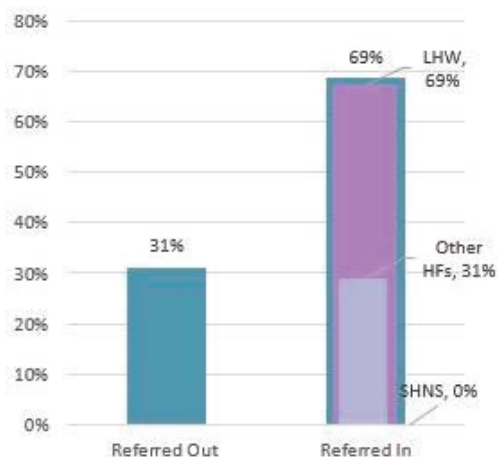
Total OPD Visits Weekly Comparison



OPD visits Week Wise Comparison:

Highest OPD visits (23,65,803) were observed in week 44 among rest of all. OPD visits decreased by 18% in current week as compare to the previous week.

DHIS2 Weekly Bulletin (Week 45, November 6-12, 2023)



Referred patients

Out of 3,664 referred patients 31% were referred out and 69% patients were referred In. (69% referred from LHW, 0.3% patients referred from SHNS and 31% from other HF).

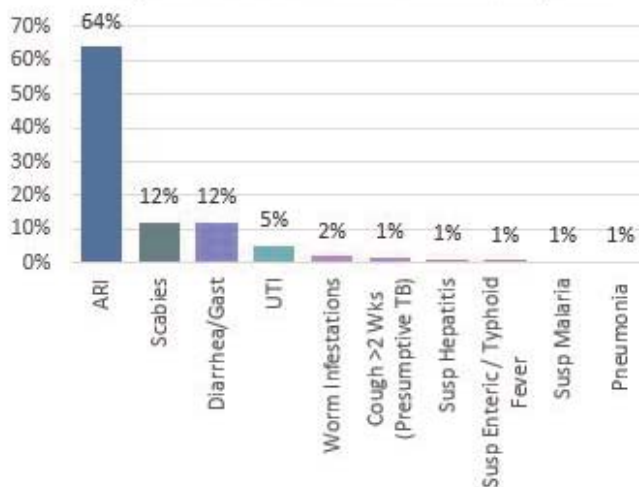
Average OPD per day visits:

The Facility type wise average per day OPD visits over the period of week 45. According to the bar chart the highest per day visits were recorded under the HF THOS i.e. 886 visits.



It indicates the highest cases of **Meningitis** in District Bahawalpur (10) and Gujrat (9) were highlighted

Top 10 Communicable diseases week 45, 2023



Communicable Diseases:

Figure shows the top 10 communicable diseases in Punjab week 45, of the year 2023. In current week ARI (64%) shared highest burden of disease followed by scabies (12%), Diarrhea/gast. (12%) and UTI (5%).

*The percentage is calculated by the total number of OPD Communicable disease patients

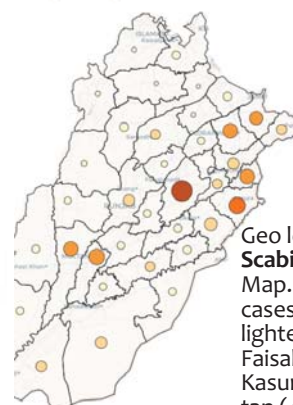
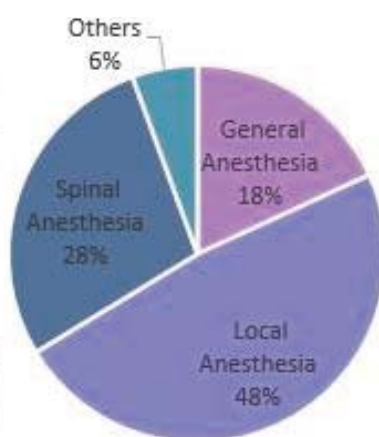
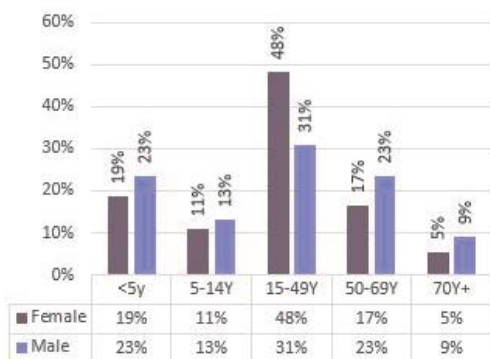
OPD Communicable Diseases Week 45, 2023			
Acute Watery Diarrhea/Susp Cholera	3,442	Susp Measles	18
Acute Conjunctivitis	2,134	Susp Meningitis	33
Acute respiratory infections (ARI)	409,053	Susp Neonatal Tetanus	1
Cervical cancer	0	Susp Viral Hemorrhagic Fever (CCHF)	0
Chicken Pox	13	Susp Dengue Fever	1,529
Chikungunya	0	Diphtheria	0
Cough >2 Wks (Presumptive TB)	9,325	Susp pertussis	0
Cutaneous Leishmaniasis	1	Suspected Anthrax	0
Diarrhea/Gastroenteritis	74,822	Susp Brucellosis	0
Monkey Pox (Susp)	0	Susp Gonorrhoea	0
Mumps	0	Susp Hepatitis	6,378
Pneumonia	3,530	Susp Leprosy	0
Scabies	75,256	Susp Naegleria	0
Seasonal Influenza ILI	0	Susp Rubella (CRS)	0
Susp Acute Flaccid Paralysis AFP	10	Susp SARI	0
Susp Corona Virus	0	Susp Syphilis	0
Susp Enteric / Typhoid Fever	4,498	Urinary Tract Infection UTI	31,902
Susp HIV/ AIDS	1	Worm Infestations	11,636
Susp Malaria	3,656		

OPD Non-Communicable Diseases Week 45, 2023			
Anxiety & Depression	8,026	Fractures	3,679
Asthma	26,474	Glaucoma	1,160
Bloody Diarrhea/Dysentery	2,136	Goiter	612
Breast Cancer	79	Heat Stroke	22
Burns	1,119	Hypertension	46,742
CVA Stroke	467	Injuries	17,344
Cataract	7,135	Ischemic Heart Dis	11,874
Chronic Liver Dis	2,446	Lung Cancer	12
Chronic Obstructive Pulmonary Dis	7,121	Otitis Media	11,873
Dental Caries	25,020	Peptic Ulcer Disease	51,445
Dermatitis	22,597	Prostate cancer	7
Diabetes Mellitus	48,253	Road Traffic Accidents	27,230
Dog bite	4,126	Silicosis	1
Drug Dependence	553	Snake bite	35
Epilepsy	1,307	Trachoma	1,038
Fever (other causes)	142,587		

DHIS2 Weekly Bulletin (Week 45, November 6-12, 2023)

DISEASE WISE INDOOR ADMISSION WEEK 45 OF YEAR 2023							
Acu Appendicitis	567	Confirmed Monkey Pox	0	Hyperplasia of Prostate	79	Puerperal Sepsis	128
Acu Flaccid Paralysis (AFP)	14	Congestive Cardiac Failure	723	Hypertension	2,978	Pulmonary Tuberculosis	437
Acute Watery Diarrhea / Cholera	1,117	Corneal Opacity	98	Inflam.Female Pelvic Organs	252	Rabies	48
Allergic Conjunctivitis	49	Corona Virus Dis (COVID)	2	Ischemic Heart Disease (IHD)	2,184	Rupture Uterus	130
Anti Partum Hemorrhage (APH)	257	DNS	90	Malaria	104	Seasonal Influenza I L I	0
Arthropathies	469	Dengue fever	333	Measles	69	Silicosis	3
Asthma	2,463	Diabetes Mellitus	2,380	Meningitis	280	Skin Cancer	7
Bloody Diarrhea/Dysentery	282	Diarrhea	12,182	Neonatal Tetanus	1	Sus Enteric / Typhoid Fever	2,578
Breast Cancer	37	Diphtheria	0	Other Diseases	18,390	Urolithiasis	90
Burns	273	Drug Abuse	100	Other Obstetric Complications	1,707	Uterine Prolapse	69
CVA Stroke	1,089	Ectopic Pregnancies	63	Pertussis	0	Valvular Heart Dis	185
Cataract	618	Extra Pulmonary Tuberculosis	151	Pneumonia	2,461	Vesico -Vaginal Fistula	151
Cholelithiasis / Cholecystitis	362	Fibroid Uterus	135	Postpartum Hemorrhage (PPH)	152	Hemorrhagic Fever (CCHF)	0
Chronic Liver Disease	1,290	Fractures	1,326	Pre-Eclampsia/ Eclampsia	145	Viral Hepatitis A	66
Chronic Obstructive Airways	896	Glaucoma	59	Probable Monkey Pox	0	Viral Hepatitis B	153
Chronic Otitis Media	99	Head Injury	760	Prolonged/ Obstructed Labour	290	Viral Hepatitis C	212
Chronic Renal Disease	2,565	Heat Stroke	0	Prostate Cancer	5	Viral Hepatitis E	3
Complication of Abortion	190	Hernias	401	Psychiatric Disorder	158		

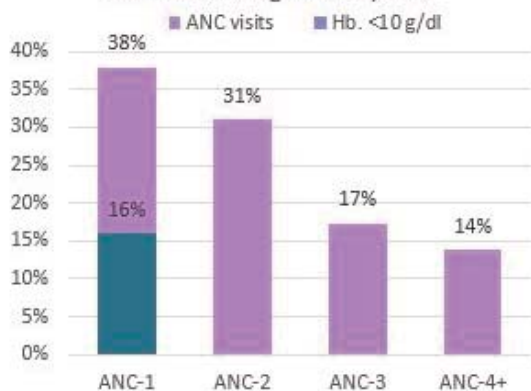
Age and Gender wise Indoor Admission Week 45,2023



Geo location of Scabies in Punjab Map. Most of the cases were highlighted in District Faisalabad (7,223), Kasur (4,752), Multan (4,370) & Lahore (3,836)

MNCH Services

ANC visits during week 45, 2023



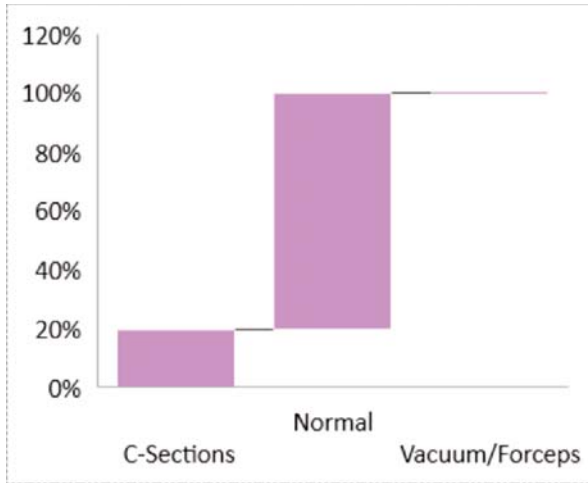
Week Wise Comparison of ANC-1 Visits



Total ANC 1,98,870 visits were conducted during this week, out of which 38% were ANC-1 visits with 16% of Hb<10g/dl, ANC-2 (31%), ANC-3 (17%) and ANC-4 (14%). Comparison of ANC-1 visits with previous weeks, as we can clearly have ob-

served the highest ANC-1 visits were in week 40 whereas during this week ANC-1 visits were decreased by 9% as compared to the previous week 44.

DHIS2 Weekly Bulletin (Week 45, November 6-12, 2023)

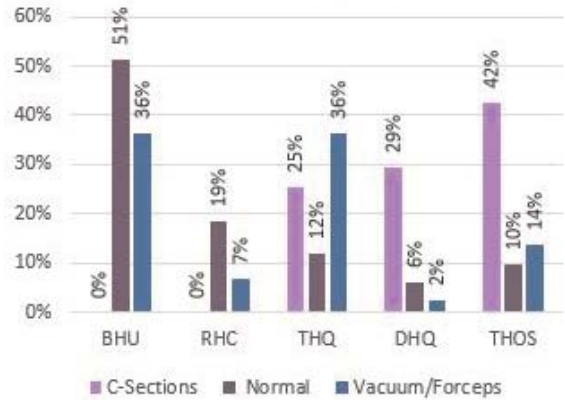


Types of Deliveries

Total deliveries 25,676 was conducted in Punjab during current week, 80% Normal deliveries, 20% C-Section and only 0.2% were Vacuum/Forceps.

Highest number of Normal deliveries was conducted in District Lahore (n=1,452), Faisalabad (n=1,366) and Rahimyarkhan (n=1,110). C-Section were performed in Lahore (n=1,159) and Bahawalpur (n=396). Highest number of Vacuum/Forcep deliveries were conducted in District Sargodha (n=8) & Lahore (n=7)

Deliveries conducted by Health Facility type-wise week (45,2023)

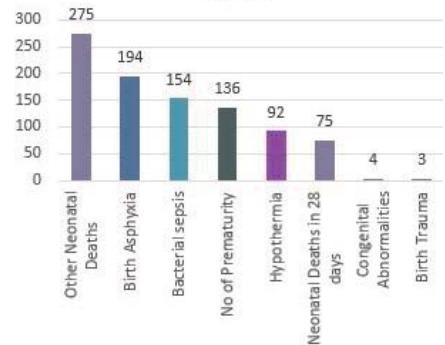


Out of total deliveries 25,676 in which the highest number of Normal Deliveries were performed under the Health Facility BHU i.e 51%, 42% C-section in THOS and 36% Vacuum/forceps in THQ.

*The percentage is calculating out of total Deliveries conducted in HFs.

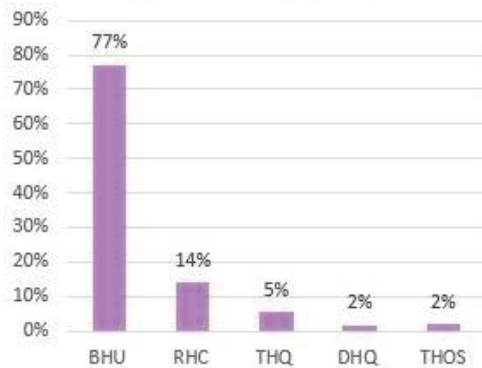
Maternal and Neonatal Deaths

Neonatal Deaths with Complications week 45, 2023



Maternal deaths during this week were (11) Total 4% (933) Neonatal death by complications among total live births i.e 25,346.

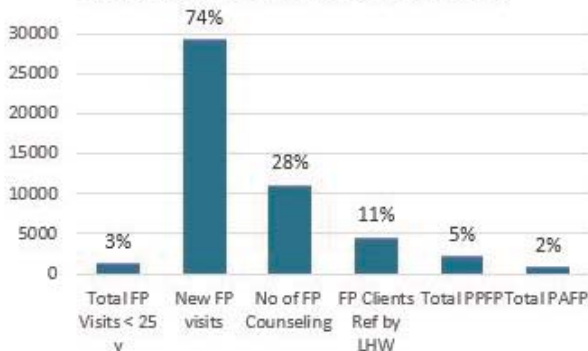
Family Planning Visits by Health Facility type wise week (45, 2023)



Family Planning:

Total FP visits (39,469) with 3% women were <25yr during the week 45 of 2023, New FP clients 74%, 28% FP counselling visits in which (85% New & 15% Old), 11% FP-Clients Ref by LHW, Total 5% PFP visits with 4% were <25yr and only 2% PAFP with 12% were <25yr.

Services wise FP Client visits week 45,2023



Method wise FP Client Visits

Condom Pieces	12,625(43%)
COC cycles	6,689(23%)
DMPA Inj	6270(21%)
IUCD	2700(09%)
POP cycles	261(1%)
Tubal Ligation	66(0%)
Implants	24(0%)
Vasectomy	1(0%)