



DIRECTORATE GENERAL HEALTH SERVICES PUNJAB-LAHORE

24-Cooper Road, Lahore
Ph. 042 -99200990; email: hmis.pb@yahoo.com



DHIS2 Weekly Bulletin (Week 44, October 30-Nov 5, 2023)



It is a matter of great pleasure for me to write this message. The importance of data planning and implementation is immense. DHIS is a decision support system that will help managers at all levels to make evidence based decisions. It will help in planning & development, strategy management, Budgeting and forecasting about future needs. The MIS team is praise-worthy to implement the system in the whole province and bring reporting regularity to more than 97%.

The performances of the district management teams and health facilities of the province are available for scrutiny and evaluation on DHIS. The issues of data validity and data accuracy needs more efforts and hard working The doctors and paramedics should pay heed to the plight of data quality and accuracy, so that correct and valid figures may be made available for the decision makers.

Dr. Muhammad Ilyas Gondal
Director General Services Punjab



The weekly Bulletin would have not been possible without support, guidance, and expertise of Dr. Muhammad Ilyas Gondal, Director General Health Services Punjab. The regular reviews, discussion, and modification of methodological framework used to ensure that the Weekly Bulletin meets the most rigorous statistical standards and accurately reflects the status of our Provincial health system.

On behalf of MIS team, Dr. Khalid Mehmood (Director MIS), Dr. Muhammad Mohsan Wattoo (ADHS-MIS) Mr. Farooq Ahmed (CPO MIS) and Miss Rukhsana Fawad (Data Analyst) thank to the focal persons of Districts and public health professionals who worked to improve our provincial health information system with their tireless efforts and collaboration and deserve deepest appreciation for continuing efforts, to be better orientation to address the public health challenges of today and tomorrow.

Dr. Khalid Mehmood
Director Health Services (P&D and MIS)

Highlights:

The Total OPD Visits during week 44 of 2023 was 22,84,408. 3% OPD visits increased as compared to the previous week (22,84,408) in week 43 vs 22,84,408 in week 44) while 96% are new OPD patients and only 4% are follow up visits in current week. The average OPD per day visits in Facility types wise was higher in THOS i.e. (1161/day visits). The highest number of OPD visits were conducted in District Lahore (2,42,441) followed by Faisalabad (1,98,620) and Multan (1,25,054) during the period of week 44. In age and gender wise analysis the percentage of female (54%) was higher than male (46%) patients and the highest number of patients were reported in (15-49) y age group. The overall reporting compliance in Punjab week 44 was 95%. The figure is similar to that of the previous week

68 diseases were reported through DHIS-2. the patients reported diseases constitute overall 56% of the total patients in week 44, 2023. Out of 68 Priority diseases, (57%) communicable and (43%) are non-communicable disease patients. Top 10 communicable disease presented in the form of graphs and Tables.

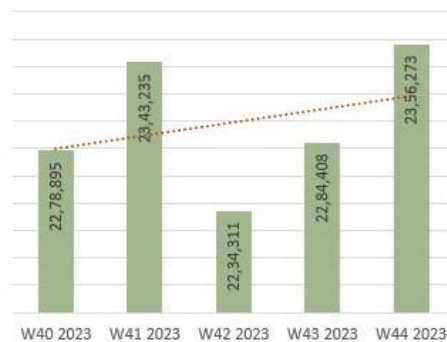
Total ANC (2,11,453) visits were recorded in the Punjab, out of total ANC-1 (n=81,778) women 17% were reported with Hb<10g/dl. Total deliveries 26,449 was conducted in Punjab during current week, 79% Normal deliveries, 21% C-Section and only 0.23% were Vacuum/Forceps Out of total live births i.e., 26,065, 2% babies were born with LBW <2.5 kg. Total FP visits (41,423) were recorded in this week The highest FP visits 76% were recorded in BHU.

Total indoor 1,19,155 patients were admitted during current week, out of which 59% patient disease wise admitted. Out of total Surgeries (21,586) performed by Anesthesia in which GA (19%), LA (48%), spinal Anesthesia (27%) and 6% other types of Anesthesia

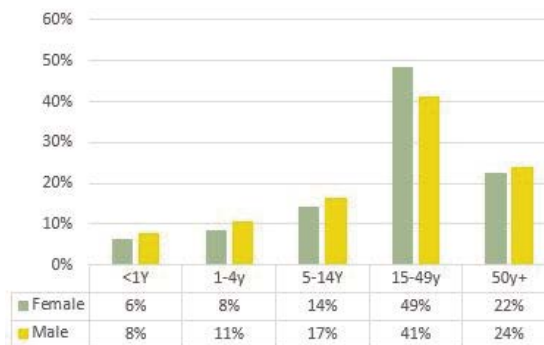
Out Patient Data

OPD visits Week wise Comparison:

Highest OPD visits (23,56,273) were observed in week 44 among rest of all. OPD visits increased by 3% in current week as compare to the previous week.

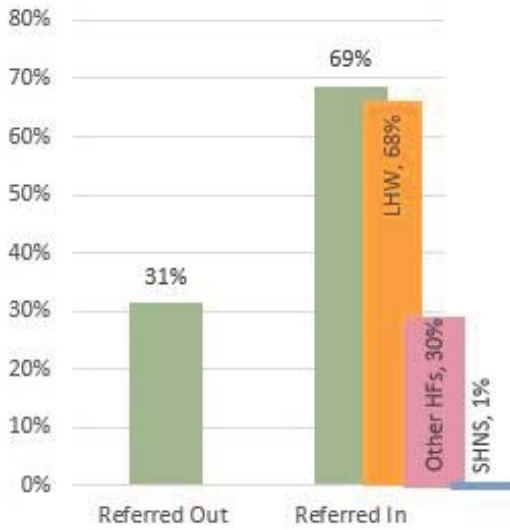


Age and Gender wise OPD Attendance week 44,2023



Total OPD 22,84,408 visits were recorded in this week there were more females (54%) visits than that of males (46%). As is presented in the graph, the maximum number of patients belonged to age group (15-49) y.

DHIS2 Weekly Bulletin (Week 44, October 30-November 05, 2023)



Referred patients

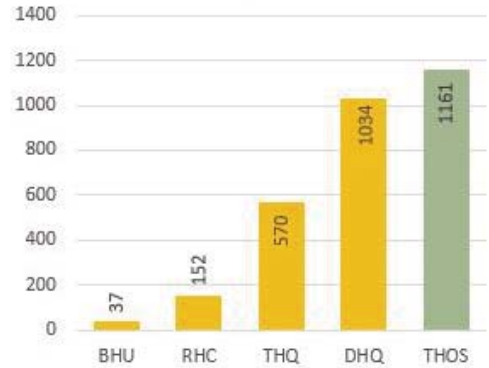
Out of 3,984 referred patients 31% were referred out and 69% patients were referred in. (68% referred from LHW, 1% patient referred from SHNS and 30% from other HF).

OPD Communicable Diseases Week 44,2023			
Acu Watery Diarrhea/Susp Cholera	4,571	Susp Measles	19
Acute Conjunctivitis	3,325	Susp Meningitis	34
Acute respiratory infections (ARI)	475,319	Susp Neonatal Tetanus	0
Cervical cancer	0	Susp Hemorrhagic Fever (CCHF)	0
Chicken Pox	42	Susp Dengue Fever	2000
Chikungunya	0	Diphtheria	3
Cough >2 Wks (Presumptive TB)	11,050	Susp pertussis	1
Cutaneous Leishmaniasis	12	Suspected Anthrax	0
Diarrhea/Gastroenteritis	89,969	Susp Brucellosis	0
Monkey Pox (Susp)	0	Susp Gonorrhoea	0
Mumps	3	Susp Hepatitis	7239
Pneumonia	4,014	Susp Leprosy	0
Scabies	91,531	Susp Naegleria	0
Seasonal Influenza ILI	0	Susp Rubella (CRS)	0
Susp Acute Flaccid Paralysis AFP	8	Susp SARI	0
Susp Corona Virus	0	Susp Syphilis	0
Susp Enteric / Typhoid Fever	5,358	Urinary Tract Infection UTI	37581
Susp HIV/ AIDS	12	Worm Infestations	14067
Susp Malaria	4,006		

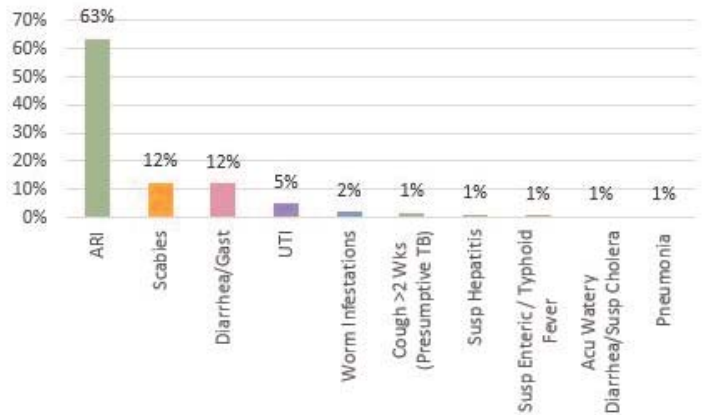
Average OPD per day visits:

The Facility type wise average per day OPD visits over the period of week 44. According to the bar chart the highest per day visits were recorded under the HF THOS i.e. 1,161.

Average OPD perday Visits during week 44,2023



Top 10 Communicable diseases week 44,2023



Communicable Diseases:

Figure shows the top 10 communicable diseases in Punjab week 44, of the year 2023. In current week ARI (63%) shared highest burden of disease followed by scabies (12%) and Diarrhea/ gast. (12%).

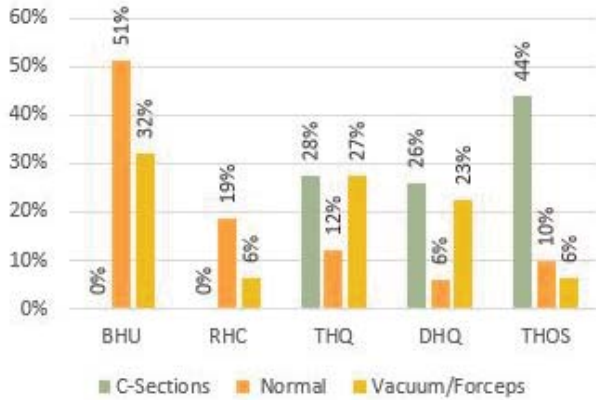
The percentage is calculated by the total number of OPD Communicable disease patients

OPD-DISEASE WISE NEW CASES WEEK 44 OF THE YEAR 2023

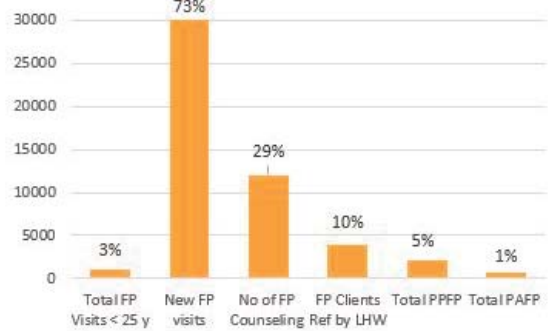
Acu Watery Diarrhea/Susp Cholera	4,571	Diabetes Mellitus	58,28	Peptic Ulcer Disease	60,26	Susp Diphtheria	1
Acute Conjunctivitis	3,308	Diarrhea/Gast.	90,41	Pneumonia	4,007	Susp Pertussis	1
Acute respiratory infections (ARI)	475,319	Dog bite	4,485	Prostate cancer	8	Susp Anthrax	0
Anxiety & Depression	10,21	Drug Dependence	776	Road Traffic Accidents	29,23	Susp Brucellosis	0
Asthma	31,92	Epilepsy	1,979	Scabies	91,94	Susp Cervical Cancer	15
Bloody Diarrhea/Dysentery	2,706	Fever (other causes)	169,84	Seasonal Influenza ILI	0	Susp Gonorrhoea	0
Breast cancer	147	Fractures	4,686	Silicosis	0	Susp Hepatitis	7,250
Burns	1,186	Glaucoma	1,530	Snake bite	45	Susp Leprosy	0
CVA Stroke	722	Goiter	1,054	Susp Acute Flaccid Paralysis	8	Susp Naegleria	0
Cataract	9,852	Heat Stroke	77	Susp Corona Virus	0	Susp Rubella (CRS)	0
Chicken Pox	33	Hypertension	55,93	Susp Enteric / Typhoid Fever	5,368	Susp SARI	0
Chikungunya	0	Injuries	20,33	Susp HIV/ AIDS	12	Susp Syphilis	0
Chronic Liver Dis	2,901	Ischemic Heart Dis	13,66	Susp Malaria	4,011	Trachoma	1,434
Chronic Obstructive Pulmonary Disease	8,780	Lung Cancer	9	Susp Measles	16	Urinary Tract Infection	37,85
Cough >2 Wks (Presumptive TB)	11,07	Monkey Pox (Susp)	0	Susp Meningitis	34	Worm Infestations	14,067
Cutaneous Leishmaniasis	12	Mumps	4	Susp Neonatal Tetanus	0		
Dental Caries	29,59	Other Unusual Disease	0	Hemorrhagic Fever (CCHF)	0		
Dermatitis	28,25	Otitis Media	14,61	Susp Dengue Fever	2,000		

DHIS2 Weekly Bulletin (Week 44, October 30-November 05, 2023)

Deliveries conducted by Health Facility type-wise week (44,2023)



Services wise FP Client visits



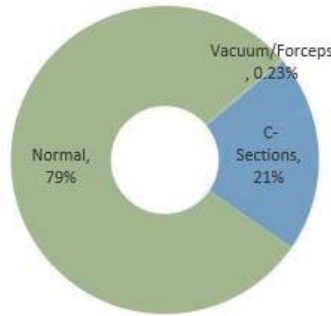
Out of total deliveries 26,783 in which the highest number of Normal Deliveries were performed under the Health Facility BHU i.e 51%, 44% C-section in THOS and 32% Vacuum/forceps in BHU.

*The percentage is calculating out of total Deliveries conducted in HFs.

Types of Deliveries:

Total deliveries 26,783 was conducted in Punjab during current week, 79% Normal deliveries, 21% C-Section and only 0.23% were Vacuum/Forceps

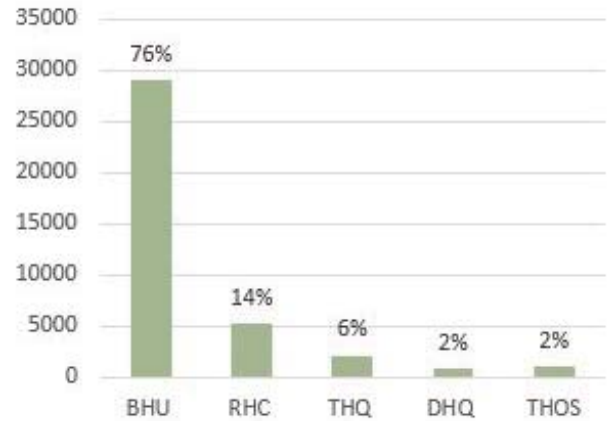
highest number of Normal deliveries was conducted in District Lahore (1,432), Faisalabad (1,339) and Rahimyarkhan (1,194). C-Section were performed in Lahore (1,340) and Bahawalpur (398). Highest number of Vacuum/Forcep deliveries were conducted in District Toba Tak- singh (13).



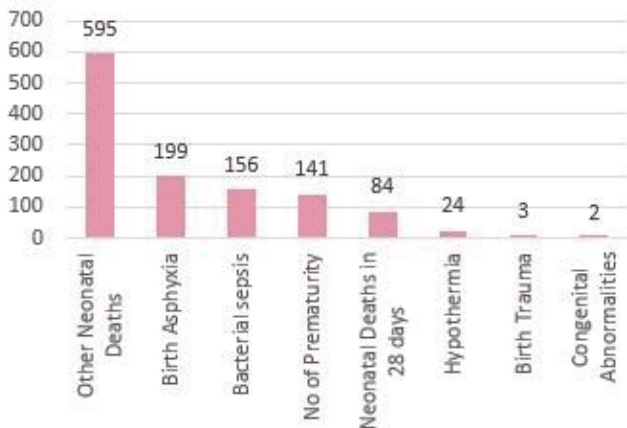
Family Planning:

Total FP visits (41,423) with 3% women were <25yr during the week 44 of 2023, New FP clients 73%, 29% FP counselling visits in which (85% New & 15% Old), 10% FP-Clients Ref by LHW, Total 5% PFPF visits with 4% were <25yr and only 1% PAFP with 8% were <25yr

Family Planning Visits by Health Facility type wise week 44,2023



Neonatal Deaths with Complications week 44,2023



This graph shows the Health Facilities type wise FP visits. The highest FP visits 76% were recorded in BHU, RHC (14%), THQ (6%), DHQ (2%) and THOS (2%).

Maternal and Neonatal Deaths:

Maternal deaths during this week were (11) Total 4%(1,033) Neonatal death by complications among total live births i.e 26,065.

FP visits Weekly Comparison

