



# DIRECTORATE GENERAL HEALTH SERVICES PUNJAB-LAHORE



24-Cooper Road, Lahore  
Ph. 042 -99200990; email: hmis.pb@yahoo.com

## DHIS2; Weekly Bulletin (Week 40, October 02~08, 2023)

This Brief provides an overview of OPD Attendance, Notifiable Diseases, Other diseases of public health interest and deaths.

### OVERALL

The Total OPD Visits during week 40 of 2023 was 2,020,343. OPD visits increased by 22% (2,020,343 in week 40 vs 1,661,410 in week 39) while 96% of the Patients were new. Maternal and neo-natal deaths increased during this week. Disease wise deaths reported in health facilities, 1% increased as Compared to the previous weeks (week 39, 40), The reporting rate was 77.7



It is a matter of great pleasure for me to write this message. The importance of data planning and implementation is immense. DHIS is a decision support system that will help managers at all levels to make evidence based decisions. It will help in planning & development, strategy management, Budgeting and forecasting about future needs. The MIS team is praise-worthy to implement the system in the whole province and bring reporting regularity to more than 97%.

The performances of the district management teams and health facilities of the province are available for scrutiny and evaluation on DHIS. The issues of data validity and data accuracy needs more efforts and hard working The doctors and paramedics should pay heed to the plight of data quality and accuracy, so that correct and valid figures may be made available for the decision makers.

**Dr. Muhammad Ilyas Gondal**  
Director General Services Punjab



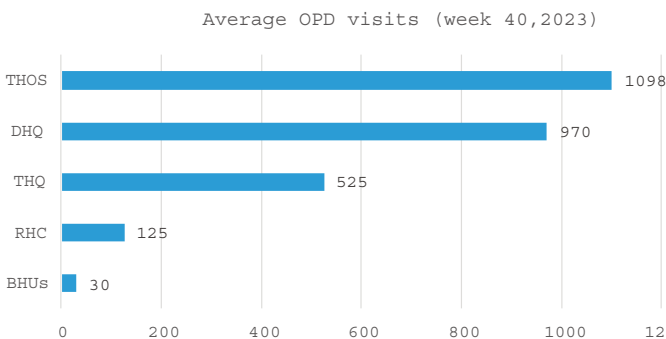
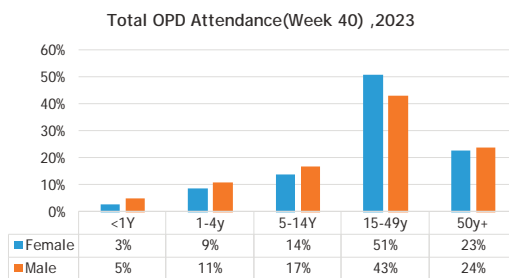
The weekly Bulletin would have not been possible without support, guidance, and expertise of Dr. Muhammad Ilyas Gondal, Director General Health Services Punjab. The regular reviews, discussion, and modification of methodological framework used to ensure that the Weekly Bulletin meets the most rigorous statistical standards and accurately reflects the status of our Provincial health system.

On behalf of MIS team, Dr. Khalid Mehmood (Director MIS), Dr. Muhammad Mohsan Wattoo (ADHS-MIS) Mr. Farooq Ahmed (CPO MIS) and Miss Rukhsana Fawad (Data Analyst) thank to the focal persons of Districts and public health professionals who worked to improve our provincial health information system with their tireless efforts and collaboration and deserve deepest appreciation for continuing efforts, to be better orientation to address the public health challenges of today and tomorrow.

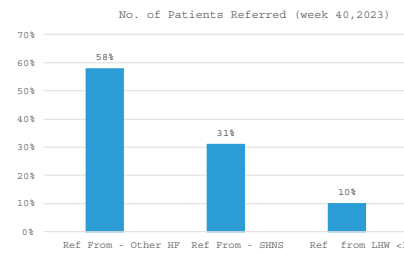
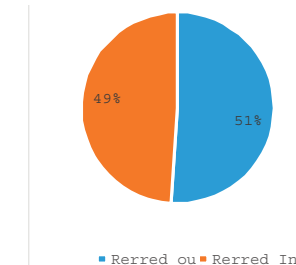
**Dr. Khalid Mehmood**  
Director Health Services (P&D and MIS)

### Out Patient Data

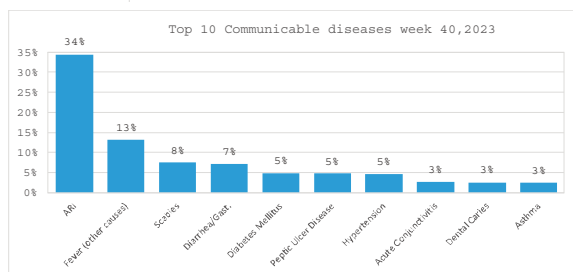
20,20,343 total OPD visits (new + follow up) during the week 40, 2023 in Punjab. It shows that, the highest OPD visits are reported under the age group (15-49) yr.



The highest per day OPD visits were recorded under the HFs of THOS in Punjab i.e 1,098, DHQ (970), THQ (525) RHC (125) and 30 average visits in BHU.

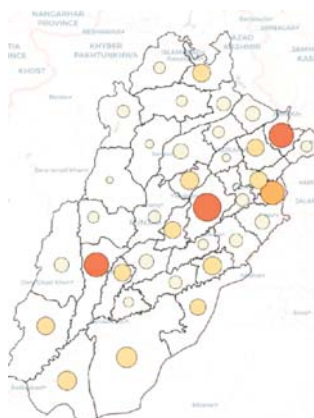


1,771 Referred during week 40 out of which 904 cases were referred out and 867 cases were referred In (58% from other HFs, 31% from SHNS and only 6% children ref by LHWs).

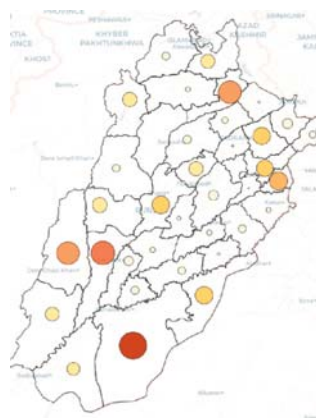




District wise Measles cases shown in this Punjab map, highest cases of Measles in district Kasur



TB susp. cases in Punjab are highlighted Faisalabad Sialkot Muzaffargarh Lahore and Bahawalpur

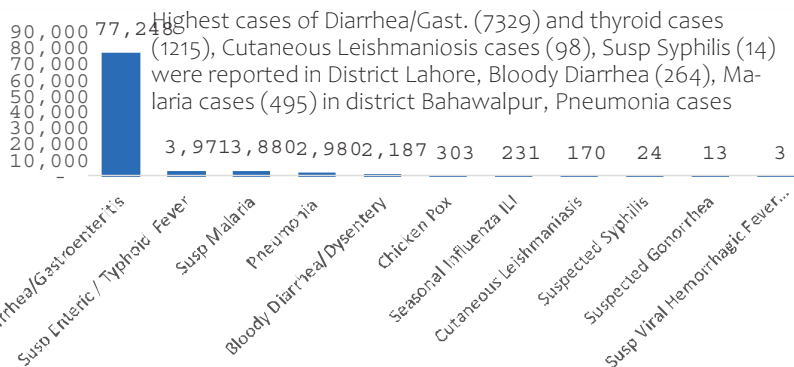


Geographically presentation of Malaria cases in Punjab. Highest cases shown in Districts Bahawalpur (495), Muzaffargarh



This map indicates seasonal influenza cases in Punjab, the spread of Influenza in Sialkot and Rawalpindi

NON-COMMUNICABLE DISEASE	
CANCER DISEASES	Cases
Breast cancer	276
Lung Cancer	13
Prostate cancer	28
ENDOCRINE DISORDE	
Diabetes Mellitus	53,758
Goiter	1,160
INJURIES/POISONIN	
Road Traffic Acci	25,074
Dog bite	3,480
Snake bite	54



Highest cases of Diarrhea/Gast. (7329) and thyroid cases (1215), Cutaneous Leishmaniasis cases (98), Susp Syphilis (14) were reported in District Lahore, Bloody Diarrhea (264), Malaria cases (495) in district Bahawalpur, Pneumonia cases

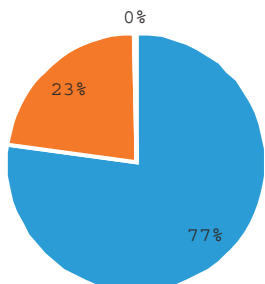
District wise communicable diseases reported in week 40

Sr#	District	Communicable Diseases												
		OPD-Diarrhea/Gastroenteritis	OPD-Bloody Diarrhea/Dysentery	OPD-Chicken Pox	OPD-Susp Viral Hemorrhagic Fever (CCHF)	OPD-Pneumonia	OPD-Suspected SARI	OPD-Cutaneous Leishmaniasis	OPD-Suspected Gonorrhoea	OPD-Seasonal Influenza ILI	OPD-Suspected Leprosy	OPD-Susp Malaria	OPD-Suspected Syphilis	OPD-Susp Enteric / Typhoid Fever
1	Attock	2,638	9			81					39		32	
2	Bahawalnagar	1,543	51	3		29	1				205	1	35	
3	Bahawalpur	2,630	264	36		329			8		495		31	
4	Bhakkar	513	37			26					38		1	
5	Chakwal	1,095	26	12		18	2				15		38	
6	Chiniot	1,560	163	1		158					133		147	
7	D.G Khan	1,245	19	9		30					340		26	
8	Faisalabad	6,177	233	25		152					64		28	
9	Gujranwala	4,240				60			2		194	2	83	
10	Gujrat	1,702	33	1		30	48				3		160	
11	Hafizabad	691	30			2					3		4	
12	Jhang	1,906	33	6		100	1				197		150	
13	Jhelum	1,263				20	1				340		22	
14	Kasur	2,728	9			173	3		1		14		82	
15	Khanewal	1,097	105	7		67					18		30	
16	Khushab	972	5	22		31					2		15	
17	Lahore	7,329	193	2		68	98				218	14	1,215	
18	Layyah	1,453	26	5		152					139		153	
19	Lodhran	1,174	74	83		62	9				42		60	
20	MB Din		383	8	6									
21	Mianwali	1,763	33	1		23							107	
22	Multan	4,228	9	23		152							58	
23	Muzaffargarh	6,225	18	6		87				1			372	
24	Nankana S	1,848	10			28							1	
25	Narowal	1,183	8	24		33			2				248	
26	Okara	2,273	220	2		1				1			39	
27	Pakpattan	1,324	49	3		445							5	
28	RY Khan	1,973	42	11		80							107	
29	Rajanpur	941		6									125	
30	Rawalpindi	3,067	64	10		197							128	
31	Sahiwal	1,419	61										17	
32	Sargodha	1,582	33			37			2		25		44	
33	Sheikhupur	3,239	32	15		108				1	1		180	
34	Sialkot	1,311	228			28					135		66	
35	TT Singh	864	18			62					4		10	
36	Vehari	1,669	52			120							38	
	<b>Punjab</b>	<b>41,956</b>	<b>1,310</b>	<b>212</b>	<b>-</b>	<b>1,588</b>	<b>-</b>	<b>165</b>	<b>-</b>	<b>11</b>	<b>-</b>	<b>2,497</b>	<b>17</b>	<b>2,312</b>

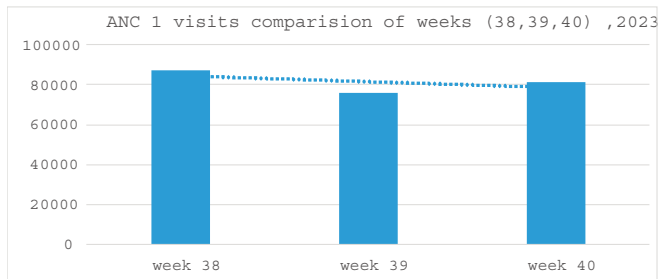


MNCH Services

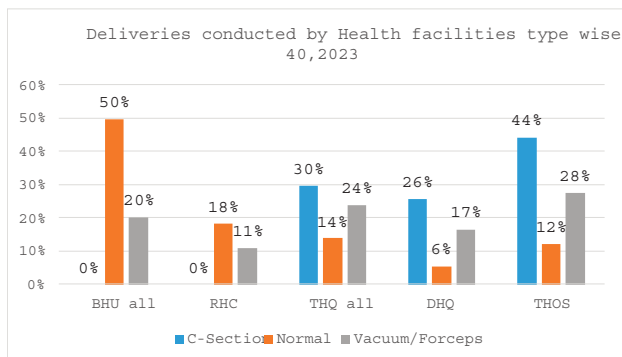
Deliveries conducted in week 40, 2023: Total deliveries 26,732 was conducted in Punjab during current week, 77% normal deliveries and 23% C-Section



■ Normal ■ C-Sections/Vacuum/Forcep

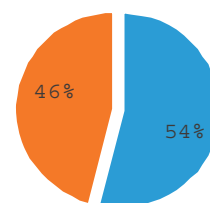


Comparison of ANC-1 visits with last 2 weeks. The highest ANC 1 visits i.e (87,535) were reported in week 38 as compared to else weeks. No. of ANC-1 visits decreased by 3.6%



Deliveries conducted by Health facilities type wise 40, 2023

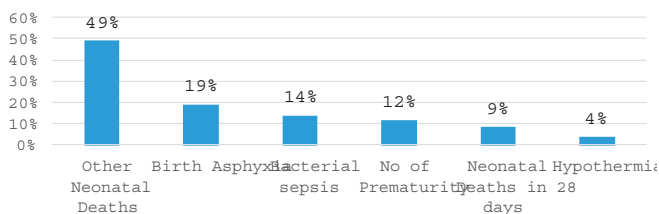
Total deliveries 26,732 out of which the highest number of Normal deliveries (797) were conducted in district Faisalabad under the health facility of BHUs whereas highest C-section cases (1,038) has recorded in Teaching Hospitals of Lahore



■ PNC 1 ■ PNC Revisits

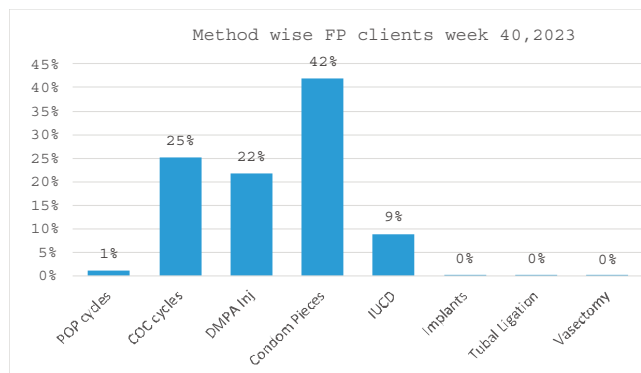
The highest no Normal deliveries were performed under BHU i.e. 50%. 44% C-section and 28% Vacuum/forceps conducted in Teaching Hospitals.

46% PNC 1 and 54% PNC revisits in overall Punjab during current week.



Neonatal deaths by complications in this week in which, 19% deaths due to birth asphyxia, 14% deaths by bacterial sepsis, 12% deaths by prematurity, 9% neonatal deaths within 28 days only, 4% by Hypothermia and 49% other neonatal death category.

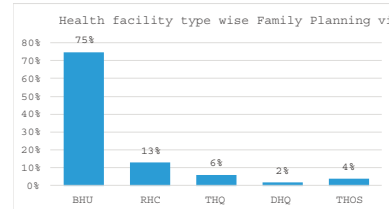
**Maternal deaths:** Maternal deaths during this week was (11), one death recorded with age group (15-49yrs) due to postpartum Hemorrhage (PPH)



Total FP visits (38,717) during the week 40 of 2023, in which (1,084) 3% women were <25yr, new FP clients 72%, 30% FP counselling visits in which (86% New & 14% Old) visits. 7% FP-Clients Ref by LHW, Total 5% PFPF visits in which 4% were <25yr and only 2% PAFP visits in which 5% were clients <25yr.

Viral Hepatitis & HIV		Malaria	
Total screened Patients (Hepatitis E)	363,017	Slides Prepared	144,199
1a) Hepatitis A +ve	445	Slides examined	126,052
1b) Hepatitis B +ve	19,396	Slides MP +ve	546
1c) Hepatitis C +ve	35,862	Slides P. falciparum +ve	74
1d) Hepatitis E +ve	45	Screened by RDT	13,131
No of RDT kits used for Hepatitis A	1,594	Falci-parum +ve on RDT	286
No of RDT kits used for Hepatitis E	178	V+ve on RDT	745
Total screened Patients (HIV)	63,815	Mix Positive (+ve)	83
4a) HIV Screened +ve	446		

Method wise FP Clients	
POP cycles	358(1%)
COC cycles	6897(25%)
DMPA Inj	5955(22%)
Condom Pieces	11464(42%)
IUCD	2456(9%)
Implants	25(0%)
Tubal Ligatio	63(0%)
Vasectomy	2(0%)





Events during the week



MS Punjab Conference Under the Chair Worthy Secretary Primary & Secondary Healthcare Department Mr. Ali Jan Khan, participated by SSH, ASs, DSs DGHS, PDs, Directors Preventive Programs, DG Drugs Control, CEO PHFMC, PD PMU, PD BERC, PD HISDU, IDU ROADMAP, HEO DGHS & all Medical Superintendents of DHQ Hospitals Punjab.



Consultative meeting on sharing of findings of the recent assessment regarding Supportive Supervision Visits in Teaching Hospitals and DHAs in Punjab and to discuss the way forward.



NCDs Program P&SHD conducted a seminar on Breast Cancer Awareness Month at LGS Group of Colleges (Izmir Town Campus) Lahore. October has been designated as Breast Cancer Awareness Month to educate those concerned about the disease, including early identification, signs and symptoms associated. Highlighting that 90% of early stage breast cancers are curable, often with treatments that conserve the breast, speakers urged participants to self-examine themselves once a month for any early signs. Furthermore, screening camp for screening of CA Breast was also established at LGS College.



Provincial Consultations of Orientation on Implementation of National Tobacco Control Strategy 2022-2030(16th October 2023): NCDs Program, P&SHD conducted an orientation meeting on the implementation of National Tobacco Control Strategy in collaboration with the Ministry of National Health Services, Regulations & Coordination Islamabad. Furthermore, letter of intent (LOI) has been signed between NCDs Program and Ministry of NHSR&C for establishment of Tobacco Cell in Punjab and implementation of Tobacco Control Strategy. Representatives from P&SHD, Ministry of NHSR&C, Punjab Food Authority, Police, Excise & Taxation, Social Welfare, School Education Department, Higher Education Department and WHO attended the said meeting.

03 Days training on IDSR/DHIS2 held for DHQ, THQ, RHC Health facility staff at DHDCs, in 9 districts of Punjab i.e. Khushab, Multan, Mianwali, Rawalpindi, Sargodha, October to 18th October, 2023 with the support of Chakwal etc. UK -HSA, MO-NHSR&C and NIH through from 16th Oct- Contech International.