

DHIS- DISTRICT HEALTH INFORMATION SYSTEM (MIS CELL)

DIRECTORATE GENERAL HEALTH SERVICES, PUNJAB

Weekly Feedback Report DHIS-II (5th September – 11th September, 2022)

Tel: [+92-99200990 e-mail: hmis.pb@yahoo.com

Summary:

In the weekly report, various indicators of health facilities have been discussed and the data of teaching/tertiary care hospitals are also included. The detailed analysis of week 36 of year 2022 is being presented in this report. The daily reporting regularity of district Vehari, Rawalpindi, Bahawalnagar, Multan and Sahiwal are 100% as they fulfil the reporting compliance target for the week 36 of year 2022.

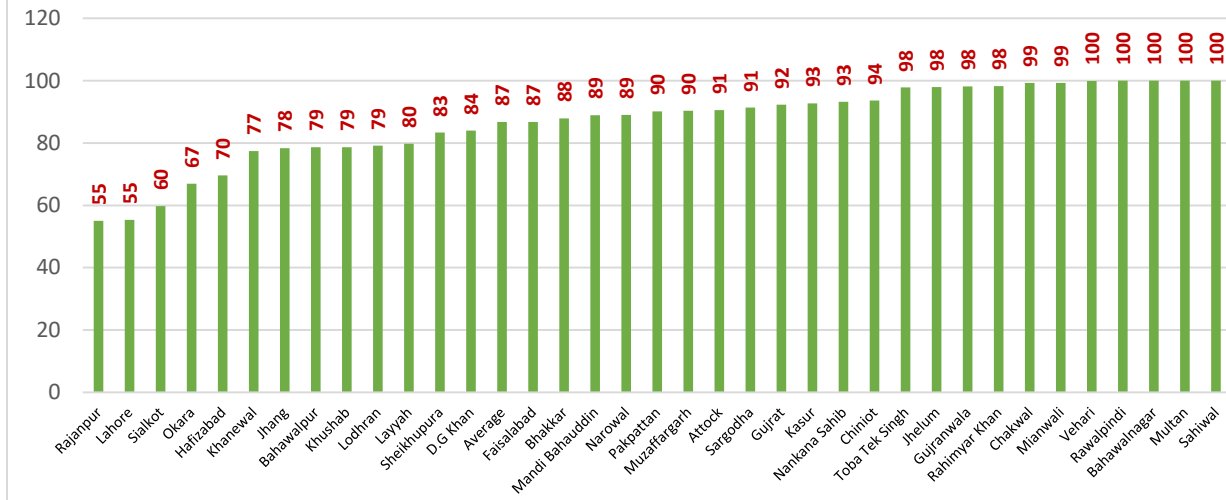
The total OPD Visits during week 36 of 2022 were approximately 2.5 million (2,499,580) out of which 760K (759,992) were reported from BHU's, 429K (428,621) from RHC's, 539K (538,765) from THQ hospitals, 279K (279,221) from DHQ(all) and 493K (492,981) were reported from Teaching hospitals.

Sixty diseases were reported through DHIS-2. Antenatal care coverage is an indicator of access and utilization of RMNCH services has been also analyzed.

During week 36, the overall ANC-1 reporting of Punjab was 69,750 against the total expected population (3.4%). Overall, the highest number of visits of ANC-1 have been recorded at BHU's from district Faisalabad as. 2,337. Delivery coverage at health facility is an indicator of utilization of delivery services provided at public health facilities. During week 36 the highest (45%) C-section cases has reported in district Lahore.

DHIS-II WEEKLY REPORTING COMPLIANCE PUNJAB, WEEK 36

Fig. 1 Daily Forms Reporting Compliance



REPORTED PATIENTS THROUGH OPD IN HEALTH FACILITY, WEEK 36

Average OPD Per Day Visits (Health Facility Wise)

On average, 50 per day visits were reported at Basic Health Unit (BHU's), 226 at Rural Health Care (RHC's), 737 at THQ hospitals, 1,790 at DHQ hospitals and 1,826 at teaching hospitals in the province. (Fig. 2)

Fig. 2 Average OPD Per Day Visits at Health Facility

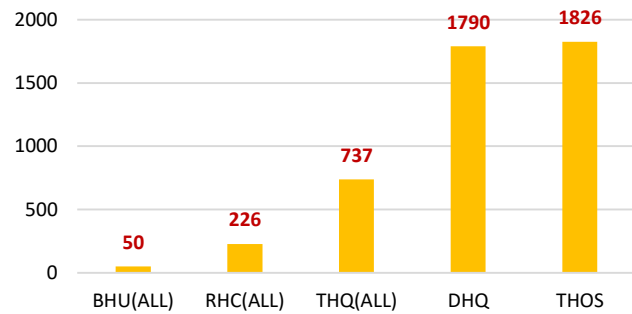
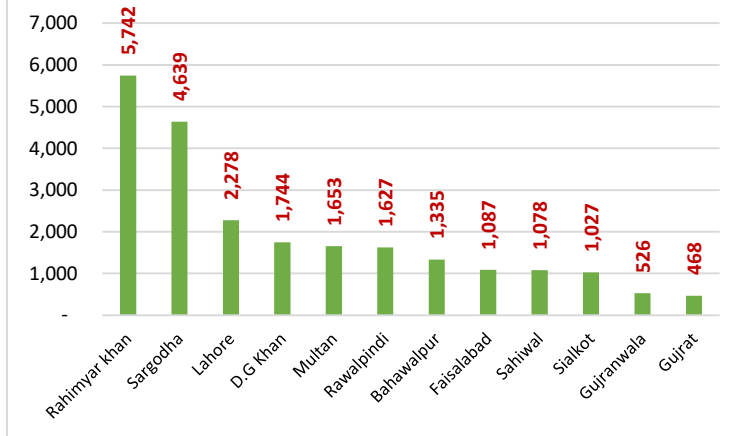


Fig. 3 Average Per Day OPD Visits in Teaching Hospitals



Average OPD Per Day Visits Per Teaching Hospital

Fig. 3 displays the Average OPD per day visits per teaching hospitals during the week 36 of year 2022. The highest no. of Average OPD per day visits was reported from district Rahimyar Khan.

| DISTRICT | OPD VISITS BY FACILITY TYPE WISE | | | | | AVERAGE PER DAY OPD VISITS BY FACILITY TYPE WISE | | | | |
|----------------------|----------------------------------|-------------|-------------|-------------|-------------|--|------------|------------|-------------|-------------|
| | BHU | RHC | THQ | DHQ | THOS | BHU | RHC | THQ | DHQ | THOS |
| Attock | 12928 | 3864 | | 6507 | | 35 | 107 | 765 | 1,085 | |
| Bahawalnagar | 24380 | 16226 | 20951 | 15384 | | 39 | 270 | 873 | 2,564 | |
| Bahawalpur | 18429 | 17951 | 23709 | | 16023 | 42 | 249 | 988 | | 1,335 |
| Bhakkar | 17042 | 6464 | 5482 | 7502 | | 73 | 215 | 305 | 1,250 | |
| Chakwal | 17524 | 11522 | 15539 | 16717 | | 46 | 175 | 647 | 2,786 | |
| Chiniot | 9369 | 2799 | 6915 | | | 43 | 156 | 576 | | |
| D.G Khan | 12842 | 12239 | 10210 | | 10466 | 40 | 227 | 851 | | 1,744 |
| Faisalabad | 55025 | 16685 | 56392 | | 32620 | 55 | 185 | 1,566 | | 1,087 |
| Gujranwala | 25746 | 15330 | 30102 | | 6307 | 47 | 213 | 1,672 | | 526 |
| Gujrat | 18866 | 7821 | 13992 | | 2809 | 36 | 145 | 389 | | 468 |
| Hafizabad | 11532 | 17035 | 1009 | 6027 | | 60 | 406 | 168 | 1,005 | |
| Jhang | 14660 | 10004 | 13331 | 14753 | | 41 | 167 | 741 | 2,459 | |
| Jhelum | 14060 | 10902 | 7796 | 10275 | | 49 | 303 | 650 | 1,713 | |
| Kasur | 31303 | 17655 | 15565 | 21457 | | 64 | 268 | 649 | 3,576 | |
| Khanewal | 15998 | 9608 | 8455 | 12473 | | 33 | 178 | 470 | 2,079 | |
| Khushab | 8706 | 1332 | 4777 | 1161 | | 34 | 44 | 199 | 194 | |
| Lahore | 5617 | 2138 | 6730 | | 232346 | 25 | 71 | 125 | | 2,278 |
| Layyah | 9279 | 6416 | 30504 | 15571 | | 36 | 178 | 847 | 2,595 | |
| Lodhran | 23160 | 6573 | 988 | | | 48 | 274 | 82 | | |
| Mandi Bahauddin | 9044 | 6037 | 6364 | 966 | | 36 | 112 | 354 | 161 | |
| Mianwali | 13551 | 19156 | 14111 | 6784 | | 42 | 319 | 784 | 1,131 | |
| Multan | 32936 | 13339 | 16419 | 17780 | 49583 | 82 | 278 | 1,368 | 2,963 | 1,653 |
| Muzaffargarh | 31742 | 25462 | 25726 | 22507 | | 72 | 326 | 1,072 | 3,751 | |
| Nankana Sahib | 9011 | 11382 | 11381 | 9248 | | 47 | 271 | 948 | 1,541 | |
| Narowal | 18685 | 12608 | 9254 | 21497 | | 57 | 300 | | 3,583 | |
| Okara | 12271 | 8393 | 10669 | 9371 | | 97 | 140 | 889 | 781 | |
| Pakpattan | 20733 | 9381 | | 12479 | | 63 | 313 | | 2,080 | |
| Rahimyar Khan | 53083 | 28833 | 29682 | | 34451 | 85 | 253 | 1,649 | | 5,742 |
| Rajanpur | 13675 | 15493 | 9074 | | | 71 | 369 | 756 | | |
| Rawalpindi | 19948 | 7518 | 39595 | | 48823 | 34 | 157 | 943 | | 1,627 |
| Sahiwal | 36333 | 18493 | 6830 | | 19395 | 80 | 280 | 1,138 | | 1,078 |
| Sargodha | 40563 | 11550 | 34757 | | 27832 | 52 | 160 | 579 | | 4,639 |
| Sheikhupura | 22008 | 9934 | 15119 | 25837 | | 45 | 237 | 630 | 4,306 | |
| Sialkot | 19721 | 5146 | 9440 | | 12326 | 37 | 143 | 393 | | 1,027 |
| Toba Tek Singh | 23726 | 11842 | 12864 | 10368 | | 56 | 247 | 715 | 1,728 | |
| Vehari | 36496 | 21490 | 15033 | 14535 | | 82 | 256 | 1,253 | 2,423 | |
| TOTAL/AVERAGE | 760K | 429K | 539K | 279K | 493K | 50 | 226 | 737 | 1790 | 1826 |

Table: 1 District Wise Number of Reported Patients Through DHIS-2, WEEK 36

Table: 1 shows the district wise total OPD Visits by health facility and Average OPD per day visits reported. During week 36 of year 2022 the daily OPD reporting forms of DHQ hospital of district Lodhran remained zero. The highest number of OPD visits were noted in district Lahore (232,346) from Teaching hospitals.

Table :2 DISEASE DATA REPORTED on DHIS-2 (WEEK 36, 2022)

| DISTRICT | OPD-Chicken Pox | OPD-Chikungunya | OPD-Cough >2 Wks (TB Susp) | OPD-Cutaneous Leishmaniasis | OPD-Seasonal Influenza ILI | OPD-Susp Acute Flaccid Paralysis AFP | OPD-Susp Corona Virus | OPD-Susp Enteric / Typhoid Fever | OPD-Susp HIV/AIDS | OPD-Susp Hepatitis A | TOTAL |
|-----------------|-----------------|-----------------|----------------------------|-----------------------------|----------------------------|--------------------------------------|-----------------------|----------------------------------|-------------------|----------------------|--------------|
| Attock | 5 | | 303 | | | | | 49 | | 8 | 365 |
| Bahawalnagar | 2 | | 318 | | | | | 76 | | 2 | 398 |
| Bahawalpur | | 2 | 361 | | 37 | | | 41 | | 19 | 460 |
| Bhakkar | | | 60 | | | | | 22 | | 1 | 83 |
| Chakwal | 2 | | 190 | 153 | 5 | | | 64 | | 60 | 474 |
| Chiniot | | 2 | 205 | 25 | | | | 135 | | | 367 |
| D.G Khan | | | 61 | | | | | 17 | 3 | | 81 |
| Faisalabad | 9 | | 799 | | 4 | | | 368 | | 19 | 1199 |
| Gujranwala | | | 274 | | 1 | | | 78 | | 2 | 355 |
| Gujrat | 7 | | 287 | | 12 | 1 | | 281 | | | 588 |
| Hafizabad | | | 190 | | | | | 65 | | 20 | 275 |
| Jhang | | 2 | 138 | | 284 | | 1 | 172 | | | 597 |
| Jhelum | 1 | | 197 | | | 1 | | 30 | | 28 | 257 |
| Kasur | 3 | | 486 | | 9 | | | 382 | | 12 | 892 |
| Khanewal | | | 78 | | 1 | | | 75 | | 1 | 155 |
| Khushab | 1 | | 2 | 27 | 7 | | | 3 | | | 40 |
| Lahore | 72 | | 183 | 3 | 3 | | | 1852 | 8 | 143 | 2264 |
| Layyah | | | 145 | 65 | | | 2 | 80 | | 5 | 297 |
| Lodhran | | | 157 | | | | | 132 | | 3 | 292 |
| Mandi Bahauddin | | | 191 | 2 | | | | 18 | | 38 | 249 |
| Mianwali | | 2 | 392 | 2 | | | | 248 | | 7 | 651 |
| Multan | | | 471 | | | | | 79 | | 33 | 583 |
| Muzaffargarh | 1 | | 652 | | | | | 227 | | 16 | 896 |
| Nankana Sahib | 8 | | 98 | | | | | 113 | | | 219 |
| Narowal | 44 | | 159 | | | | | 597 | | 70 | 870 |
| Okara | 5 | | 174 | 5 | 15 | 16 | | 268 | | 8 | 491 |
| Pakpattan | | | 274 | | | | | 166 | | | 440 |
| Rahimyar Khan | 5 | | 482 | | | 1 | | 98 | | 33 | 619 |
| Rajanpur | | | 15 | | | | | 726 | | | 741 |
| Rawalpindi | | | 294 | | | | | 124 | | 16 | 434 |
| Sahiwal | 6 | | 177 | 34 | | | | 191 | | 1 | 409 |
| Sargodha | 14 | | 699 | | 83 | | 21 | 131 | 4 | 3 | 955 |
| Sheikhupura | 5 | | 374 | 3 | 67 | | | 218 | | 7 | 674 |
| Sialkot | 6 | | 458 | 11 | 129 | | | 482 | 2 | 4 | 1092 |
| Toba Tek Singh | 1 | | 83 | | 5 | | | 54 | | 3 | 146 |
| Vehari | | | 379 | | | | | 28 | | | 407 |
| TOTAL | 197 | 8 | 9806 | 330 | 662 | 19 | 24 | 7690 | 17 | 562 | 19315 |

| DISTRICT | OPD-Susp Hepatitis B | OPD-Susp Hepatitis C | OPD-Susp Hepatitis D | OPD-Susp Hepatitis E | OPD-Susp Measles | OPD-Susp Meningitis | OPD-Susp Viral Hemorrhagic Fever (CCHF) | OPD-Susp dengue fever | OPD-Susp diphtheria | OPD-Susp pertussis | TOTAL |
|-----------------|----------------------|----------------------|----------------------|----------------------|------------------|---------------------|---|-----------------------|---------------------|--------------------|--------------|
| Attock | 5 | 3 | | | | | | 139 | | | 147 |
| Bahawalnagar | 173 | 221 | | | | | | | | | 394 |
| Bahawalpur | 50 | 83 | | | | | | 72 | | | 205 |
| Bhakkar | | | | | | | | | | | 0 |
| Chakwal | 118 | 43 | | | | 1 | 1 | | 5 | | 168 |
| Chiniot | | | | | | | 8 | | | | 8 |
| D.G Khan | | | | 10 | | | | | | | 10 |
| Faisalabad | 486 | 1087 | | | | | | | | | 1573 |
| Gujranwala | 83 | 246 | 12 | | | | 8 | 24 | 4 | | 377 |
| Gujrat | 3 | 39 | | | | | | 7 | | | 49 |
| Hafizabad | 16 | 22 | | | | 3 | | 3 | | | 44 |
| Jhang | 30 | 42 | | | 1 | | | | | | 73 |
| Jhelum | 62 | 110 | | | 2 | | | 56 | | | 230 |
| Kasur | 384 | 347 | | | 8 | 1 | 87 | 59 | 18 | | 904 |
| Khanewal | 3 | 35 | | | | | | | | | 38 |
| Khushab | 47 | | | | | | | | | | 47 |
| Lahore | 26 | 112 | | 71 | | | | 135 | | 6 | 350 |
| Layyah | 6 | 18 | | | | | | 17 | | | 41 |
| Lodhran | 111 | 99 | | | | | | | | 7 | 217 |
| Mandi Bahauddin | 25 | 39 | | 1 | 1 | | | | | | 66 |
| Mianwali | 581 | 562 | | | | | | 22 | | | 1165 |
| Multan | 168 | 356 | | 3 | | | | 31 | | | 558 |
| Muzaffargarh | 80 | 140 | | 2 | | | | 50 | | | 272 |
| Nankana Sahib | 53 | 155 | | | | 3 | | 59 | | | 270 |
| Narowal | 9 | 42 | | | | 1 | | 8 | | | 60 |
| Okara | 133 | 120 | | 13 | | 6 | | | | | 272 |
| Pakpattan | | 79 | | | | 3 | | | | | 82 |
| Rahimyar Khan | 12 | 239 | | 11 | | | | 40 | | | 302 |
| Rajanpur | 2 | | | | | | | | | | 2 |
| Rawalpindi | 558 | 629 | 101 | | | | | 45 | | | 1333 |
| Sahiwal | 321 | 334 | | 2 | | | | 396 | | | 1053 |
| Sargodha | 361 | 416 | 2 | 4 | | 26 | 2 | 168 | | 1 | 980 |
| Sheikhupura | 256 | 157 | | 3 | | | | 109 | | | 525 |
| Sialkot | 215 | 271 | | | | 1 | | 101 | | | 588 |
| Toba Tek Singh | | 21 | | | | | | | | | 21 |
| Vehari | | 1 | | | | | | 71 | | | 72 |
| TOTAL | 4377 | 6068 | 115 | 120 | 12 | 45 | 106 | 1612 | 27 | 14 | 12496 |

| DISTRICT | OPD-Diarrhea/Gastroenteritis | OPD-Acute Watery Diarrhea/Susp Cholera | OPD-Bloody Diarrhea/Dysentery | OPD-Acute Conjunctivitis | OPD-Acute respiratory infections (ARI) | OPD-Asthma | OPD-Breast cancer | OPD-Burns | OPD-Cataract | OPD-Chronic Liver Dis | TOTAL |
|-----------------|------------------------------|--|-------------------------------|--------------------------|--|--------------|-------------------|-------------|--------------|-----------------------|---------------|
| Attock | 2997 | | 74 | 149 | 7634 | 428 | | 56 | 18 | 3 | 11359 |
| Bahawalnagar | 2533 | 262 | 144 | 118 | 11613 | 1279 | | 42 | 85 | 125 | 16201 |
| Bahawalpur | 3189 | | 6 | 563 | 11498 | 1454 | | 8 | 218 | 16 | 16952 |
| Bhakkar | 1520 | 72 | 39 | 10 | 7953 | 729 | | 11 | | 12 | 10346 |
| Chakwal | 2354 | 7 | 44 | 408 | 9554 | 398 | | 45 | 181 | 4 | 12995 |
| Chiniot | 829 | 146 | 69 | 24 | 4271 | 270 | | 4 | 3 | | 5616 |
| D.G Khan | 2819 | 2 | 11 | 70 | 8819 | 983 | 3 | 96 | 90 | | 12893 |
| Faisalabad | 8483 | 683 | 437 | 408 | 35309 | 2375 | 129 | 169 | 671 | 957 | 49621 |
| Gujranwala | 9017 | | | 335 | 18353 | 665 | | 16 | 745 | 48 | 29179 |
| Gujrat | 2072 | 2 | 55 | 30 | 11050 | 859 | | 13 | 1 | 89 | 14171 |
| Hafizabad | 1142 | 62 | 7 | 298 | 6580 | 283 | | 9 | 413 | 4 | 8798 |
| Jhang | 2376 | 451 | 147 | 600 | 5877 | 966 | | 31 | 87 | 52 | 10587 |
| Jhelum | 2077 | | | 72 | 8401 | 459 | | 24 | 12 | 8 | 11053 |
| Kasur | 4214 | 796 | 309 | 40 | 17656 | 924 | | 37 | 205 | 2 | 24183 |
| Khanewal | 1896 | 89 | 318 | 170 | 8517 | 818 | | 6 | 32 | 179 | 12025 |
| Khushab | 1208 | 15 | 40 | 153 | 5442 | 300 | | 15 | 15 | 8 | 7196 |
| Lahore | 4214 | 1154 | 100 | 252 | 11099 | 1526 | 13 | 65 | 254 | 229 | 18906 |
| Layyah | 1983 | 338 | 21 | 201 | 10406 | 615 | | 4 | 76 | 3 | 13647 |
| Lodhran | 2477 | 70 | 166 | 34 | 8900 | 1088 | | 9 | 45 | 11 | 12800 |
| Mandi Bahauddin | 1111 | 5 | 36 | 16 | 6881 | 386 | | 5 | 38 | 16 | 8494 |
| Mianwali | 2527 | 134 | 96 | 583 | 10510 | 913 | | 33 | 441 | 166 | 15403 |
| Multan | 7497 | | 13 | 421 | 22698 | 1985 | | 191 | 709 | 4 | 33518 |
| Muzaffargarh | 8271 | 28 | 82 | 341 | 21128 | 2584 | | 21 | 461 | 83 | 32999 |
| Nankana Sahib | 2504 | 3 | 39 | 20 | 8862 | 385 | | 16 | 101 | 63 | 11993 |
| Narowal | 2540 | 1 | 28 | 86 | 12186 | 470 | | 26 | 194 | 49 | 15580 |
| Okara | 2994 | 133 | 215 | 59 | 11848 | 539 | | 12 | 76 | 24 | 15900 |
| Pakpattan | 1877 | 88 | 60 | 186 | 9208 | 568 | | 24 | 259 | 4 | 12274 |
| Rahimyar Khan | 4365 | 366 | 383 | 370 | 22491 | 1507 | | 35 | 157 | 47 | 29721 |
| Rajanpur | 3287 | | 148 | 12 | 10481 | 763 | | 21 | 123 | | 14835 |
| Rawalpindi | 4024 | | 60 | 140 | 17757 | 821 | | 46 | 140 | 143 | 23131 |
| Sahiwal | 2556 | 30 | 86 | 117 | 17097 | 621 | | 52 | 18 | 51 | 20628 |
| Sargodha | 4107 | 108 | 60 | 93 | 16262 | 1330 | 4 | 44 | 960 | 101 | 23069 |
| Sheikhupura | 6880 | 24 | 23 | 692 | 12041 | 761 | | 32 | 222 | 327 | 21002 |
| Sialkot | 1850 | 126 | 339 | 306 | 9435 | 697 | 57 | 15 | 225 | 58 | 13108 |
| Toba Tek Singh | 1970 | 77 | 54 | 41 | 14483 | 386 | | 22 | 13 | 11 | 17057 |
| Vehari | 4393 | 24 | 55 | 246 | 14929 | 1351 | | 35 | 148 | 96 | 21277 |
| TOTAL | 120153 | 5296 | 3764 | 7664 | 447229 | 32486 | 206 | 1290 | 7436 | 2993 | 628517 |

| DISTRICT | OPD-Chronic Obstructive Pulmonary Dis | OPD-Dental Caries | OPD-Depression | OPD-Dermatitis | OPD-Diabetes Mellitus | OPD-Dog bite | OPD-Drug Dependence | OPD-Epilepsy | OPD-Fever (other causes) | OPD-Fractures | TOTAL |
|-----------------|---------------------------------------|-------------------|----------------|----------------|-----------------------|--------------|---------------------|--------------|--------------------------|---------------|---------------|
| Attock | 52 | 410 | 30 | 494 | 499 | 76 | | 4 | 2117 | 377 | 4059 |
| Bahawalnagar | 222 | 824 | 186 | 1351 | 1470 | 46 | | 17 | 4145 | 64 | 8325 |
| Bahawalpur | 337 | 1030 | 509 | 2534 | 2397 | 68 | | 34 | 5326 | 89 | 12324 |
| Bhakkar | 34 | 484 | 15 | 763 | 477 | 83 | | 3 | 2682 | 15 | 4556 |
| Chakwal | 77 | 862 | 136 | 502 | 1054 | 117 | | | 5463 | 122 | 8333 |
| Chiniot | 216 | 135 | 65 | 228 | 566 | 17 | | 4 | 1843 | 1 | 3075 |
| D.G Khan | 248 | 407 | 473 | 857 | 862 | 346 | 6 | 20 | 11112 | 228 | 14559 |
| Faisalabad | 955 | 3692 | 652 | 2426 | 5189 | 196 | 54 | 384 | 10212 | 321 | 24081 |
| Gujranwala | 44 | 1207 | 641 | 1027 | 1831 | 16 | | 9 | 5538 | 45 | 10358 |
| Gujrat | 206 | 729 | 30 | 1127 | 1360 | 99 | | 3 | 3850 | 57 | 7461 |
| Hafizabad | 101 | 455 | 10 | 609 | 636 | 19 | | | 2507 | 22 | 4359 |
| Jhang | 764 | 490 | 438 | 1249 | 1238 | 112 | | 16 | 5822 | 60 | 10189 |
| Jhelum | 34 | 699 | 99 | 1323 | 803 | 43 | | 3 | 64 | 13 | 3081 |
| Kasur | 241 | 1018 | 353 | 2412 | 2277 | 158 | 35 | 82 | 6663 | 82 | 13321 |
| Khanewal | 17 | 338 | 4 | 890 | 1214 | 19 | | | 3145 | 7 | 5634 |
| Khushab | 8 | 474 | 78 | 493 | 393 | 12 | | 3 | 1802 | 9 | 3272 |
| Lahore | 661 | 1452 | 581 | 1652 | 2161 | 134 | 267 | 428 | 6734 | 265 | 14335 |
| Layyah | 139 | 513 | 223 | 637 | 1061 | 146 | | | 4362 | 4 | 7085 |
| Lodhran | 39 | 392 | 60 | 1218 | 519 | 78 | | 5 | 2076 | 15 | 4402 |
| Mandi Bahauddin | 30 | 218 | 161 | 410 | 554 | 46 | | 1 | 976 | 19 | 2415 |
| Mianwali | 325 | 999 | 469 | 1432 | 1742 | 169 | | 58 | 5655 | 23 | 10872 |
| Multan | 478 | 1447 | 154 | 3037 | 2466 | 154 | 17 | 55 | 10769 | 871 | 19448 |
| Muzaffargarh | 400 | 898 | 761 | 2333 | 2205 | 262 | 46 | 68 | 19639 | 239 | 26851 |
| Nankana Sahib | 41 | 725 | 10 | 270 | 2191 | 132 | | 7 | 5521 | 24 | 8921 |
| Narowal | 47 | 1052 | 162 | 357 | 1761 | 89 | | 9 | 5879 | 50 | 9406 |
| Okara | 103 | 471 | 54 | 529 | 859 | 37 | | 2 | 3345 | 5 | 5405 |
| Pakpattan | 56 | 842 | 290 | 752 | 986 | 68 | | | 3358 | 94 | 6446 |
| Rahimyar Khan | 195 | 1306 | 169 | 3001 | 1446 | 197 | 20 | 44 | 8320 | 179 | 14877 |
| Rajanpur | 17 | 259 | 6 | 1876 | 359 | 136 | | 2 | 4173 | | 6828 |
| Rawalpindi | 110 | 1748 | 336 | 894 | 1974 | 113 | 12 | 169 | 4411 | 190 | 9957 |
| Sahiwal | 91 | 1145 | 63 | 2134 | 1280 | 143 | | 2 | 3117 | 137 | 8112 |
| Sargodha | 372 | 1672 | 50 | 2033 | 2567 | 158 | 11 | 8 | 3097 | 598 | 10566 |
| Sheikhupura | 198 | 1452 | 400 | 1494 | 3788 | 167 | 8 | 21 | 9508 | 64 | 17100 |
| Sialkot | 214 | 739 | 103 | 373 | 970 | 81 | 13 | 41 | 2445 | 44 | 5023 |
| Toba Tek Singh | 39 | 647 | 25 | 2030 | 1065 | 76 | | 5 | 3268 | | 7155 |
| Vehari | 400 | 1056 | 405 | 1972 | 1249 | 114 | | 7 | 5046 | 52 | 10301 |
| TOTAL | 7511 | 32287 | 8201 | 46719 | 53469 | 3927 | 489 | 1514 | 183990 | 4385 | 342492 |

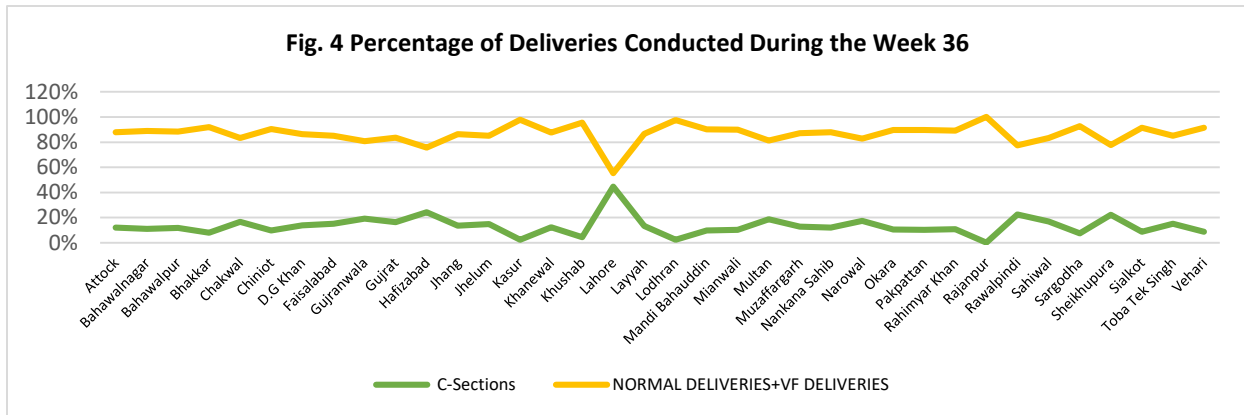
| DISTRICT | OPD- Glaucoma | OPD-Goiter | OPD- Hypertensi on | OPD- Injuries | OPD- Ischemic Heart Dis | OPD-Lung Cancer | OPD-Otitis Media | OPD-Peptic Ulcer Dis | OPD- Pneumonia | OPD- Prostate cancer | TOTAL |
|--------------------|------------------|------------|--------------------------|------------------|-------------------------------|--------------------|---------------------|-------------------------|-------------------|----------------------------|---------------|
| Attock | | 41 | 693 | 381 | 48 | | 234 | 1442 | 95 | | 2934 |
| Bahawalnagar | 65 | 1 | 1453 | 899 | 492 | | 435 | 1909 | 31 | | 5285 |
| Bahawalpur | 52 | 14 | 1337 | 552 | 576 | | 573 | 1752 | 115 | | 4971 |
| Bhakkar | | | 645 | 471 | 24 | | 182 | 719 | 104 | | 2145 |
| Chakwal | 37 | | 1521 | 378 | 146 | | 83 | 650 | 8 | 6 | 2829 |
| Chiniot | | 12 | 741 | 153 | 1 | | 106 | 338 | 50 | | 1401 |
| D.G Khan | | 11 | 855 | 557 | 335 | 3 | 249 | 563 | 117 | | 2690 |
| Faisalabad | 278 | 5 | 4492 | 969 | 1160 | 83 | 1386 | 5464 | 135 | 34 | 14006 |
| Gujranwala | | 3 | 3377 | 805 | 1307 | | 213 | 2785 | 45 | | 8535 |
| Gujrat | 1 | | 1146 | 608 | 33 | | 194 | 1925 | 4 | | 3911 |
| Hafizabad | 50 | 2 | 748 | 179 | 5 | | 647 | 396 | 67 | | 2094 |
| Jhang | 43 | 226 | 1342 | 534 | 17 | | 835 | 769 | 153 | | 3919 |
| Jhelum | | 16 | 1127 | 352 | 27 | | 371 | 2453 | 21 | | 4367 |
| Kasur | 103 | 1 | 1537 | 519 | 119 | | 301 | 1851 | 1367 | | 5798 |
| Khanewal | 31 | 5 | 625 | 205 | 300 | | 262 | 1453 | 183 | | 3064 |
| Khushab | | 1 | 554 | 323 | 10 | | 128 | 1136 | 6 | | 2158 |
| Lahore | 116 | 65 | 1276 | 645 | 144 | 25 | 304 | 2448 | 1268 | 6 | 6297 |
| Layyah | 2 | | 644 | 134 | 213 | | 115 | 439 | | | 1547 |
| Lodhran | | 13 | 562 | 34 | 18 | | 218 | 910 | 32 | | 1787 |
| Mandi Bahauddin | | 1 | 591 | 154 | 14 | | 90 | 1263 | 11 | | 2124 |
| Mianwali | 35 | | 1728 | 695 | 208 | | 514 | 2928 | 200 | | 6308 |
| Multan | 110 | 174 | 3040 | 1178 | 755 | 2 | 1350 | 2948 | 300 | | 9857 |
| Muzaffargarh | 143 | 37 | 1706 | 991 | 248 | | 1481 | 1301 | 189 | | 6096 |
| Nankana Sahib | 9 | 17 | 1177 | 391 | 19 | | 191 | 1450 | 38 | | 3292 |
| Narowal | 10 | | 1533 | 530 | 253 | | 431 | 1818 | 155 | | 4730 |
| Okara | 1 | | 779 | 189 | 7 | | 455 | 1408 | 11 | | 2850 |
| Pakpattan | 24 | 43 | 865 | 203 | 249 | | 315 | 2126 | 122 | | 3947 |
| Rahimyar Khan | 33 | 4 | 1660 | 1256 | 642 | | 750 | 2335 | 76 | | 6756 |
| Rajanpur | | | 509 | 121 | | | 291 | 1479 | 23 | | 2423 |
| Rawalpindi | | 136 | 2021 | 825 | 329 | | 177 | 1475 | 487 | | 5450 |
| Sahiwal | | 4 | 1795 | 500 | 240 | | 268 | 2011 | 15 | | 4833 |
| Sargodha | 385 | 16 | 3147 | 758 | 441 | | 367 | 1573 | 179 | | 6866 |
| Sheikhupura | 1 | 2 | 1341 | 1228 | 161 | | 1101 | 1005 | 193 | | 5032 |
| Sialkot | 87 | 68 | 1288 | 442 | 442 | | 500 | 1596 | 92 | | 4515 |
| Toba Tek Singh | | 4 | 1651 | 274 | 19 | | 272 | 2430 | 70 | | 4720 |
| Vehari | 2 | 5 | 2230 | 473 | 744 | | 494 | 3029 | 11 | | 6988 |
| TOTAL | 1618 | 927 | 51736 | 18906 | 9746 | 113 | 15883 | 61577 | 5973 | 46 | 166525 |

| DISTRICT | OPD-Scabies | OPD-Sexually Transmitted Infections | OPD-Silicosis | OPD-Snake bite | OPD-Susp Malaria | OPD-Trachoma | OPD-Urinary Tract Infection UTI | OPD-Worm Infestations | TOTAL |
|-----------------|---------------|-------------------------------------|---------------|----------------|------------------|--------------|---------------------------------|-----------------------|---------------|
| Attock | 1099 | 38 | | 3 | 129 | 1 | 1257 | 492 | 3019 |
| Bahawalnagar | 2930 | 6 | | 8 | 490 | 3 | 853 | 401 | 4691 |
| Bahawalpur | 4313 | 20 | | 1 | 324 | 13 | 932 | 340 | 5943 |
| Bhakkar | 1263 | 6 | | 5 | 222 | 8 | 780 | 394 | 2678 |
| Chakwal | 1183 | | | 9 | 11 | 18 | 1660 | 228 | 3109 |
| Chiniot | 1118 | 10 | 5 | | 63 | | 342 | 179 | 1717 |
| D.G Khan | 1572 | 17 | | 1 | 269 | 7 | 882 | 429 | 3177 |
| Faisalabad | 8956 | 241 | | 5 | 110 | 88 | 2115 | 1086 | 12601 |
| Gujranwala | 5271 | 19 | | | 902 | 8 | 3761 | 318 | 10279 |
| Gujrat | 2014 | 4 | | 6 | 10 | | 989 | 451 | 3474 |
| Hafizabad | 1661 | 11 | | 2 | 36 | 11 | 456 | 95 | 2272 |
| Jhang | 3229 | 51 | | 3 | 366 | 2 | 791 | 324 | 4766 |
| Jhelum | 835 | 27 | | 3 | 464 | | 1438 | 517 | 3284 |
| Kasur | 7330 | 7 | | 1 | 200 | 181 | 860 | 472 | 9051 |
| Khanewal | 2100 | | | | 41 | 5 | 975 | 316 | 3437 |
| Khushab | 1288 | 31 | | 1 | 6 | 10 | 959 | 145 | 2440 |
| Lahore | 3095 | 81 | 33 | | 274 | 161 | 1067 | 301 | 5012 |
| Layyah | 1259 | 2 | | 2 | 139 | 33 | 545 | 168 | 2148 |
| Lodhran | 1925 | | | | 48 | 9 | 897 | 542 | 3421 |
| Mandi Bahauddin | 1098 | 8 | | | 100 | | 428 | 133 | 1767 |
| Mianwali | 1579 | 5 | | 8 | 366 | 53 | 1518 | 921 | 4450 |
| Multan | 7291 | 215 | | | 58 | 109 | 2491 | 891 | 11055 |
| Muzaffargarh | 6342 | 17 | | 3 | 452 | 6 | 1405 | 1255 | 9480 |
| Nankana Sahib | 3478 | 10 | | | 77 | 17 | 820 | 167 | 4569 |
| Narowal | 4544 | 1 | | 3 | 125 | 89 | 932 | 592 | 6286 |
| Okara | 3545 | 2 | | 4 | 134 | 2 | 1072 | 169 | 4928 |
| Pakpattan | 2833 | 115 | | | 100 | 33 | 768 | 392 | 4241 |
| Rahimyar Khan | 3337 | 68 | | 6 | 187 | 3 | 1799 | 649 | 6049 |
| Rajanpur | 1932 | | | | 106 | 2 | 439 | 615 | 3094 |
| Rawalpindi | 1994 | 15 | | 6 | 89 | 16 | 2131 | 616 | 4867 |
| Sahiwal | 2881 | | | 3 | 51 | 11 | 803 | 339 | 4088 |
| Sargodha | 3876 | 24 | | 2 | 304 | 18 | 2410 | 1129 | 7763 |
| Sheikhupura | 4737 | 7 | | 4 | 128 | 6 | 672 | 220 | 5774 |
| Sialkot | 3120 | | | 1 | 151 | 132 | 715 | 291 | 4410 |
| Toba Tek Singh | 2125 | 12 | | | 126 | 2 | 606 | 514 | 3385 |
| Vehari | 4337 | 14 | | 10 | 47 | 97 | 1385 | 708 | 6598 |
| TOTAL | 111490 | 1084 | 38 | 100 | 6705 | 1154 | 41953 | 16799 | 179323 |

DHIS-II WEEKLY REPORTED ANC-1 VISITS IN HEALTH FACILITY, WEEK 36 (Table: 3)

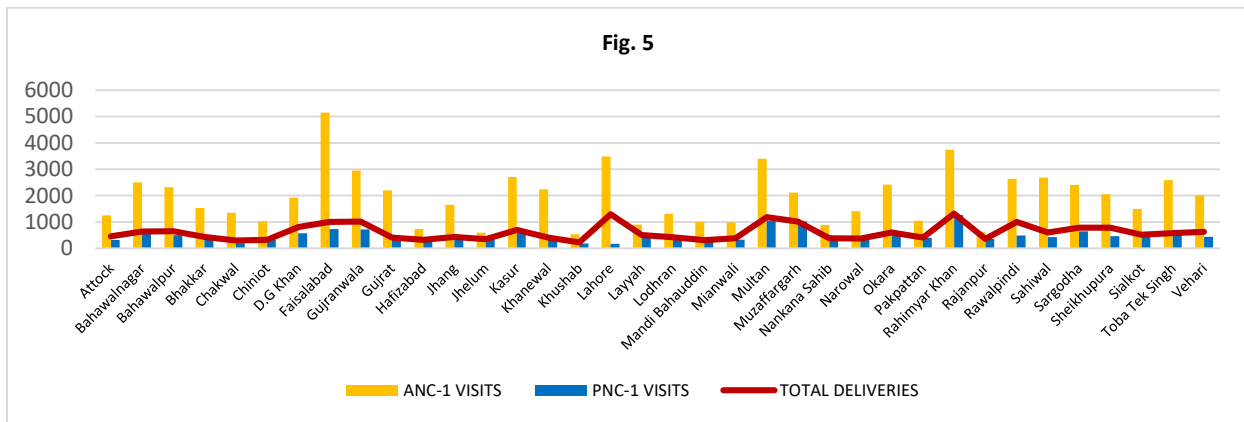
| DISTRICT | ANC-1 VISITS BY FACILITY TYPE WISE | | | | | AVERAGE PER DAY ANC-1 VISITS BY FACILITY TYPE WISE | | | | |
|----------------------|------------------------------------|-------------|--------------|-------------|-------------|--|----------|-----------|-----------|-----------|
| | BHU | RHC | THQ | DHQ | THOS | BHU | RHC | THQ | DHQ | THOS |
| Attock | 683 | 71 | 308 | 149 | | 2 | 2 | 10 | 25 | |
| Bahawalnagar | 1582 | 425 | 245 | 133 | | 3 | 7 | 10 | 22 | |
| Bahawalpur | 1087 | 403 | 525 | | 188 | 2 | 6 | 22 | | 16 |
| Bhakkar | 863 | 261 | 189 | 131 | | 4 | 9 | 11 | 22 | |
| Chakwal | 713 | 364 | 238 | 10 | | 2 | 6 | 10 | 2 | |
| Chiniot | 722 | 124 | 124 | | | 3 | 7 | 10 | | |
| D.G Khan | 927 | 294 | 270 | | 309 | 3 | 5 | 23 | | 52 |
| Faisalabad | 2337 | 663 | 1318 | | 72 | 2 | 7 | 37 | | |
| Gujranwala | 1354 | 528 | 747 | | | 2 | 7 | 42 | | |
| Gujrat | 1092 | 232 | 465 | | 54 | 2 | 4 | 13 | | 9 |
| Hafizabad | 502 | 162 | 15 | 13 | | 3 | 4 | 3 | 2 | |
| Jhang | 853 | 159 | 451 | 69 | | 2 | 3 | 25 | 12 | |
| Jhelum | 372 | 92 | 32 | 48 | | 1 | 3 | 3 | 8 | |
| Kasur | 1862 | 471 | 221 | | | 4 | 7 | 9 | | |
| Khanewal | 1212 | 296 | 474 | 210 | | 2 | 5 | 26 | 35 | |
| Khushab | 425 | 34 | 49 | | | 2 | 1 | 2 | | |
| Lahore | 378 | 54 | 178 | | 2207 | 2 | 2 | 3 | | 22 |
| Layyah | 391 | 168 | 295 | 32 | | 36 | 5 | 8 | 5 | |
| Lodhran | 997 | 197 | 103 | | | 48 | 8 | 9 | | |
| Mandi Bahauddin | 499 | 136 | 144 | 146 | | 2 | 3 | 8 | 24 | |
| Mianwali | 579 | 153 | 120 | 60 | | 42 | 3 | 7 | 10 | |
| Multan | 1474 | 325 | 233 | 405 | 610 | 82 | 7 | 19 | 68 | 20 |
| Muzaffargarh | 1091 | 267 | 565 | 102 | | 72 | 3 | 24 | 17 | |
| Nankana Sahib | 523 | 210 | 65 | 53 | | 47 | 5 | 5 | 9 | |
| Narowal | 622 | 211 | 19 | 502 | | 57 | 5 | 3 | 84 | |
| Okara | 1544 | 319 | 206 | 247 | | 97 | 5 | 17 | 21 | |
| Pakpattan | 742 | 84 | 33 | 161 | | 2 | 3 | 6 | 27 | |
| Rahimyar Khan | 1957 | 609 | 1009 | | 91 | 3 | 5 | 56 | | 15 |
| Rajanpur | 485 | 114 | 3 | | | 3 | 3 | 0 | | |
| Rawalpindi | 922 | 380 | 1075 | | 111 | 2 | 8 | 26 | | 4 |
| Sahiwal | 1558 | 566 | 161 | | 285 | 3 | 9 | 27 | | 16 |
| Sargodha | 1306 | 241 | 571 | | 171 | 2 | 3 | 10 | | 29 |
| Sheikhupura | 1096 | 200 | 336 | 324 | | 2 | 5 | 14 | 54 | |
| Sialkot | 883 | 130 | 262 | | | 2 | 4 | 11 | | |
| Toba Tek Singh | 1208 | 393 | 282 | 395 | | 3 | 8 | 16 | 66 | |
| Vehari | 1232 | 397 | 112 | 200 | | 3 | 5 | 9 | 33 | |
| TOTAL/AVERAGE | 36073 | 9733 | 11443 | 3390 | 4098 | 2 | 5 | 15 | 22 | 15 |

Deliveries Coverage at Health Facility



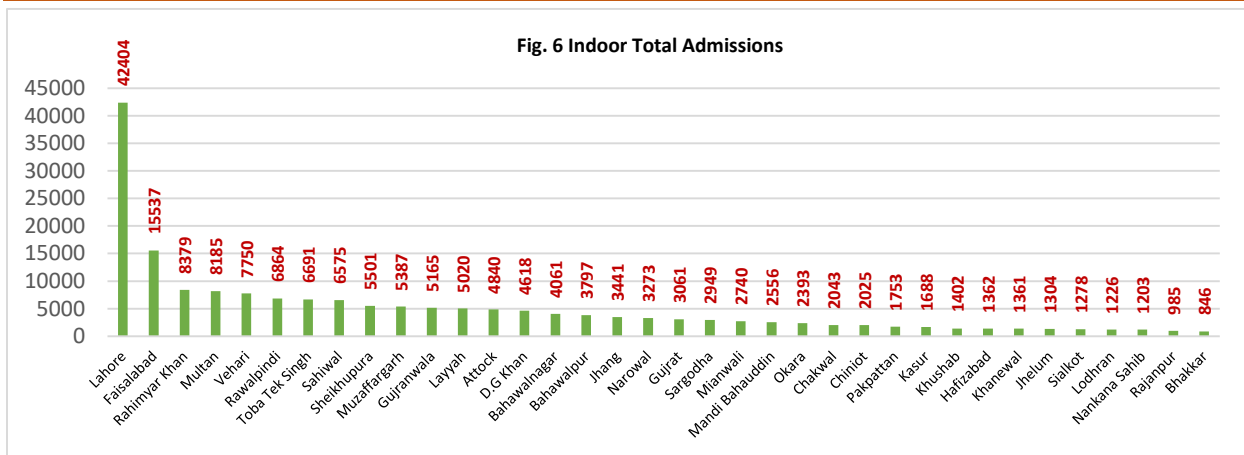
The statistics of delivery coverage at health facility (fig. 4) of Punjab showed that the highest i.e. 45% C-section has been reported from district Lahore.

Total Number of Deliveries Conducted and PNC-1 Visits



According to the data reported on DHIS-2(Fig. 5), the highest number of deliveries were reported in district Rahimyar Khan i.e. 1,319 whereas PNC-1 and ANC-1 visits were 1261 and 3,735.

DHIS-II WEEK LY REPORTED INDOOR PATIENT (IPD), WEEK 36



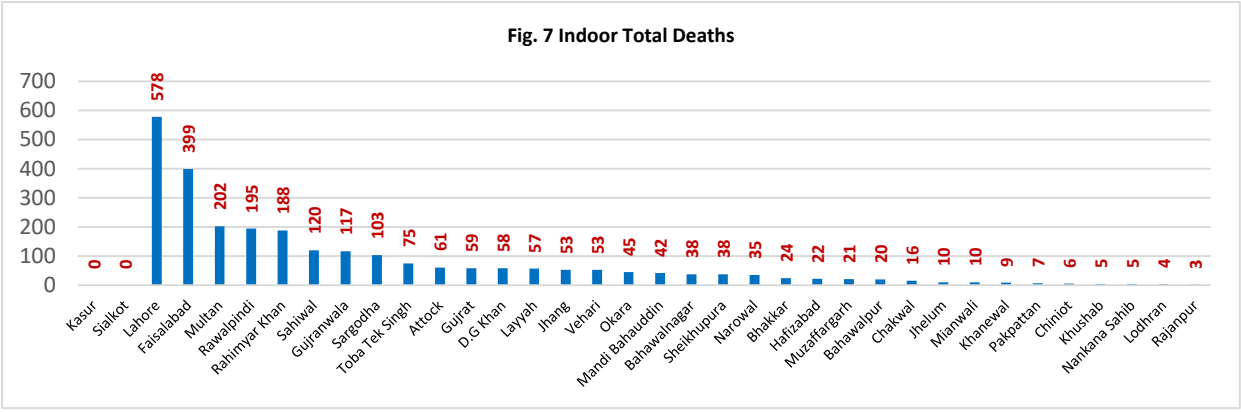


Fig. 6 visualizes the total admissions in Indoor and Fig. 7 represented the Indoor Total Deaths during the week 36 of year 2022. The highest number of indoor admissions were reported in district Lahore i.e. 42,404 and also the highest number of indoor total deaths has reported in district Lahore i.e. 578 deaths during the week 36 of year 2022.

DHIS-II WEEKLY FAMILY PLANNING VISITS, WEEK 36

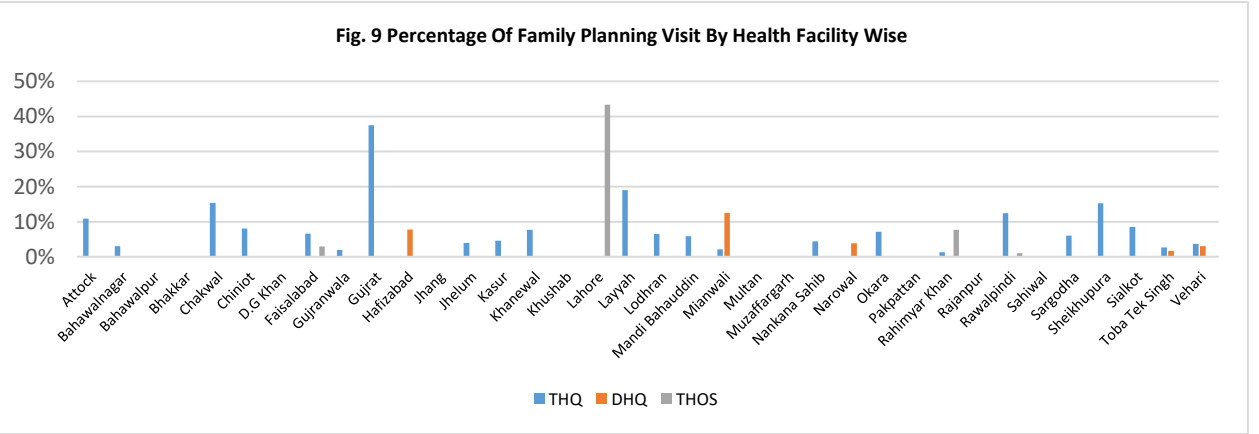
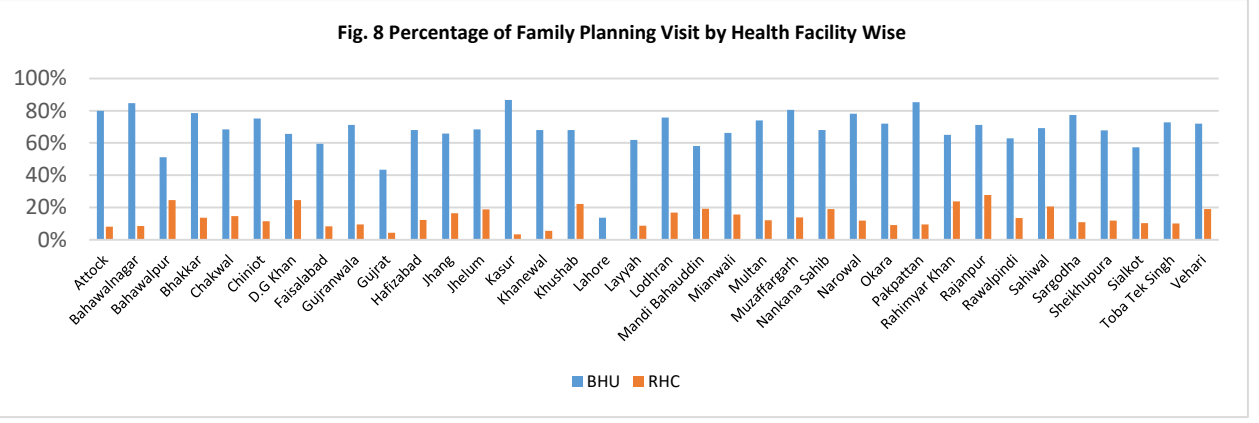


Fig. 8 & 9 exhibit the percentage of Punjab weekly FP visits by facility type wise. During week 36, the overall total FP visits were reported as 35,121. The highest number of FP visits were recorded in district Bahawalnagar and Pakpattan as 85% FP Visits under the health facility Basic Health Units.

Table: 4 Weekly Method-wise FP Clients

| DISTRICT | COC cycles | Condom Pieces | DMPA Inj | IUCD | Implants | POP cycles | Tubal Ligation | Vasectomy |
|-----------------|--------------|---------------|--------------|--------------|-----------|------------|----------------|-----------|
| Attock | 200 | 550 | 148 | 106 | | 1 | | |
| Bahawalnagar | 157 | 642 | 133 | 182 | 6 | 11 | 1 | |
| Bahawalpur | 55 | 89 | 56 | 84 | | | 1 | |
| Bhakkar | 75 | 263 | 89 | 95 | 2 | 4 | | |
| Chakwal | 199 | 300 | 117 | 93 | 2 | 5 | 4 | |
| Chiniot | 17 | 147 | 107 | 59 | | 3 | | |
| D.G Khan | 83 | 34 | 69 | 75 | 3 | 8 | | |
| Faisalabad | 368 | 374 | 70 | 131 | 3 | 11 | | |
| Gujranwala | 80 | 188 | 86 | 123 | 1 | 10 | 1 | |
| Gujrat | 111 | 359 | 95 | 89 | 2 | 6 | 2 | |
| Hafizabad | 68 | 93 | 39 | 26 | | 61 | | |
| Jhang | 111 | 163 | 69 | 70 | | 14 | | |
| Jhelum | 227 | 272 | 225 | 99 | 2 | 1 | 3 | |
| Kasur | 154 | 106 | 22 | 105 | | 12 | | |
| Khanewal | 84 | 438 | 41 | 73 | | 17 | 33 | |
| Khushab | 50 | 60 | 21 | 28 | | | | |
| Lahore | 88 | 243 | 87 | 43 | 3 | 27 | 3 | |
| Layyah | 30 | 135 | 108 | 69 | 3 | 1 | | |
| Lodhran | 136 | 190 | 49 | 92 | 1 | 1 | 1 | 4 |
| Mandi Bahauddin | 128 | 238 | 49 | 92 | 3 | 3 | | |
| Mianwali | 163 | 202 | 105 | 42 | 6 | 8 | 2 | |
| Multan | 558 | 723 | 279 | 242 | | | | |
| Muzaffargarh | 178 | 255 | 144 | 126 | 2 | 21 | | 1 |
| Nankana Sahib | 184 | 131 | 61 | 39 | | 1 | | |
| Narowal | 152 | 172 | 104 | 59 | | 9 | | |
| Okara | 147 | 581 | 93 | 87 | 4 | 7 | | |
| Pakpattan | 212 | 114 | 43 | 131 | 1 | 19 | 1 | |
| Rahimyar Khan | 217 | 176 | 99 | 152 | | 39 | 9 | |
| Rajanpur | 193 | 27 | 26 | 7 | 9 | 14 | | |
| Rawalpindi | 383 | 582 | 285 | 130 | 2 | 24 | 1 | |
| Sahiwal | 160 | 74 | 25 | 66 | 3 | 8 | | |
| Sargodha | 487 | 506 | 174 | 144 | 4 | 10 | | |
| Sheikhupura | 143 | 192 | 97 | 134 | 4 | 10 | 3 | |
| Sialkot | 320 | 277 | 127 | 105 | | 3 | | |
| Toba Tek Singh | 288 | 177 | 86 | 108 | 3 | 44 | | |
| Vehari | 458 | 298 | 96 | 148 | | 16 | 13 | |
| Total | 6,664 | 9,371 | 3,524 | 3,454 | 69 | 429 | 78 | 5 |

Table: 5 Weekly Status of Family Planning Visits

| DISTRICT | FP Visits | FP Visits < 25 y | PAFP | PAFP <25yr | PPFP | PPFP < 25 y | Total |
|-----------------|--------------|------------------|------------|------------|-------------|-------------|--------------|
| Attock | 877 | 38 | | 3 | 39 | 1 | 958 |
| Bahawalnagar | 884 | 8 | | | 21 | | 913 |
| Bahawalpur | 428 | 14 | 8 | | 16 | 1 | 467 |
| Bhakkar | 559 | 49 | 38 | 38 | 69 | 40 | 793 |
| Chakwal | 970 | 65 | | | 14 | | 1049 |
| Chiniot | 461 | 33 | 9 | | 26 | | 529 |
| D.G Khan | 302 | 4 | 1 | | 3 | | 310 |
| Faisalabad | 3227 | 206 | 55 | 14 | 177 | 31 | 3710 |
| Gujranwala | 980 | 17 | 45 | | 73 | | 1115 |
| Gujrat | 916 | 11 | 2 | | 24 | 2 | 955 |
| Hafizabad | 423 | 15 | 15 | 1 | 9 | | 463 |
| Jhang | 581 | 12 | 2 | | | | 595 |
| Jhelum | 879 | 25 | 48 | | 64 | | 1016 |
| Kasur | 1165 | 61 | 8 | 1 | 28 | | 1263 |
| Khanewal | 733 | 28 | 11 | 3 | 20 | | 795 |
| Khushab | 175 | 1 | | | 3 | | 179 |
| Lahore | 924 | 48 | 5 | | 67 | | |
| Layyah | 427 | 16 | | | 9 | | 452 |
| Lodhran | 649 | 34 | 14 | 9 | 8 | | 714 |
| Mandi Bahauddin | 475 | 1 | 2 | | 6 | | 484 |
| Mianwali | 887 | 46 | 12 | | 36 | 8 | 989 |
| Multan | 2318 | 41 | 2 | 1 | 85 | 8 | 2455 |
| Muzaffargarh | 847 | 27 | | | 26 | 4 | 904 |
| Nankana Sahib | 663 | 17 | 20 | | 38 | | 738 |
| Narowal | 576 | 21 | 4 | 2 | 34 | 9 | 646 |
| Okara | 1344 | 97 | 24 | 5 | 125 | 33 | 1628 |
| Pakpattan | 654 | 20 | 11 | | 59 | | 744 |
| Rahimyar Khan | 1560 | 42 | 64 | 16 | 113 | 16 | 1811 |
| Rajanpur | 574 | 116 | 5 | 2 | 46 | 5 | 748 |
| Rawalpindi | 1171 | 78 | 36 | 10 | 154 | 21 | 1470 |
| Sahiwal | 1204 | 128 | 18 | 2 | 31 | 3 | 1386 |
| Sargodha | 1675 | 98 | 14 | 1 | 71 | 2 | 1861 |
| Sheikhupura | 1056 | 79 | 19 | | 35 | 2 | 1191 |
| Sialkot | 1032 | 18 | 71 | | 129 | 2 | 1252 |
| Toba Tek Singh | 1362 | 36 | 40 | 12 | 132 | 15 | 1597 |
| Vehari | 2163 | 52 | 18 | | 138 | 4 | 2375 |
| Total | 35121 | 1602 | 621 | 120 | 1928 | 207 | 38555 |