



**EXECUTIVE SUMMARY**

In this report, different indicators of health facility are discussed. The data of teaching/tertiary care hospitals is also included. The detailed analysis of week 27 of year 2021 are being presented in this report. The overall reporting compliance of the health facilities of Bahawalnagar, Jhelum and Rahimyar Khan out of 9 districts of Punjab which are successfully updating data on dhis-2 remained the target except the district D.G. Khan, Kasur and Okara and Rawalpindi. The total OPD Visits during week 27 of 2021 was 433.7K out of which 141k were reported in BHU(all), 84.2k were reported in RHC (all), 24.4k were reported in DHQ (all), 120.9k were reported in THQ(all) and 63.3k were reported in Teaching hospitals.

On average, 35 OPD per day visits were reported in BHU's, 154 per day visits were reported in RHC's, 870 per day visits were reported in DHQ hospitals, 916 per day OPD visits were reported in THQ hospitals and 4,525 OPD per day visits were reported in Teaching Hospitals. It is calculated as total OPD visits by dividing the number of reporting health facilities and the total number of days excluding Sunday.

Fifty-three diseases are reported through DHIS, out of which eleven prone Epidemic diseases of 9 districts of Punjab have been discussed in this report through DHIS-2 software.

Antenatal care coverage is an indicator of access and utilization of health care services during pregnancy. During week 27, the overall ANC-1 reported coverage in 9 districts of Punjab was 16,794 of the total expected population (3.4%). On average, the highest number of visits of ANC-1 has been recorded in district Rahimyar Khan and under the health facility of Basic Health Unit i.e. 1627 visits.

Delivery coverage at health facility is an indicator of utilization of delivery services provided at public health facilities. The overall percentage of deliveries conducted in health facilities of 9 districts of Punjab. During week 27 the highest (8%) of C-section cases and the highest cases (45%) of normal delivery cases were reported in district Jhelum.

Indoor patient's data of week 27 has shown in (fig. 8 & fig. 9) which cleared the statistics of indoor admissions and death.

The highest number of cases of still births were reported in Bahawalnagar i.e. 7 deaths were recorded during week 27. The highest number of neonatal deaths were recorded in Kasur i.e. 146 number of deaths in week 27 of year 2021.

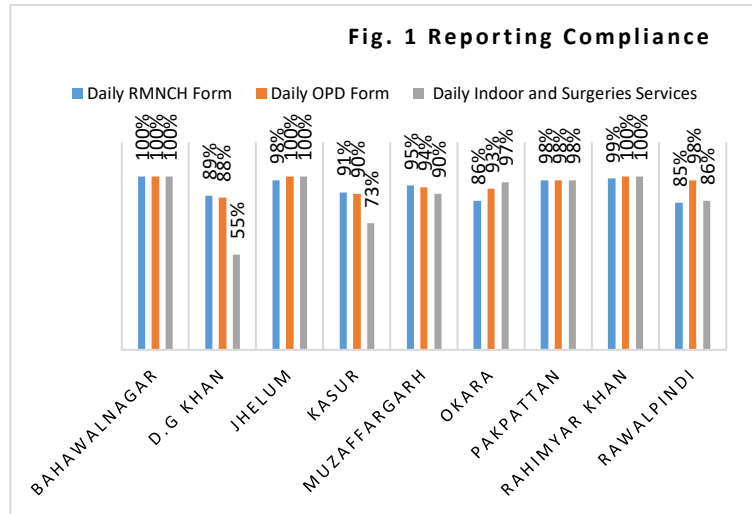
During week 27, family planning visits reported from the public health facilities against the expected population were 8,925. The highest number of FP visits were reported in district Jhelum i.e. 77% visits under the health facility Basic Health Unit. The percentages of FP visits at health facility were calculated as total FP visits by health facility wise and divide it to total population (3.4%) reported in week 27 of year 2021 and the same procedure for C-section as well.

## REPORTING COMPLIANCE:

Reporting compliance showed that how timely and regularly the concerned 9 districts of Punjab are reporting data to meet the data targets.

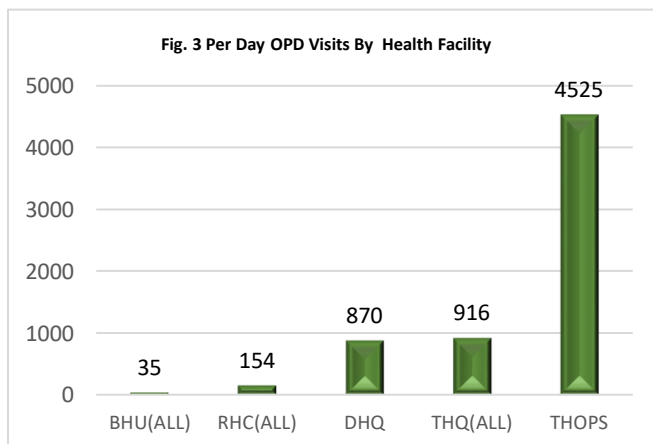
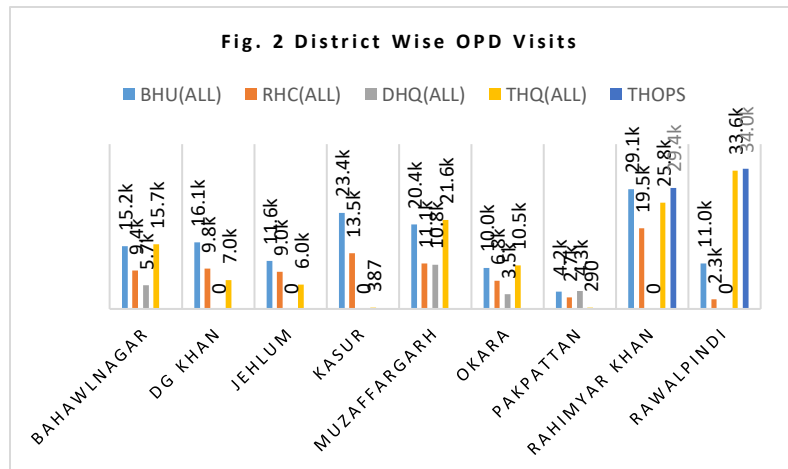
In DHIS-2, we have three daily basis reporting forms to which concerned districts enter the data on daily basis and else three monthly basis forms at which they enter the data on monthly basis as well. The target for reporting compliance is 100% and it can be seen that from fig. 1, the reporting regularity of the district Bahawalnagar, Jhelum and district Rahimyar Khan has accurate reporting compliance targets for the week 27.

District D.G. Khan, Kasur, Muzaffargarh, Okara and Rawalpindi did not meet the reporting compliance targets completely.



## OPD VISITS:

In figure 2, the total OPD Visits during week 27 of year 2021 has displayed through bar chart. The total OPD Visits during week 27 of 2021 was reported as 433.7K out of which 141k were reported in BHU(all), 84.2k were reported in RHC (all), 24.4k were reported in DHQ (all), 120.9k were reported in THQ(all) and 63.3k were reported in Teaching hospitals. The health facilities which are showing zero OPD visits is because of they are not reporting at daily basis on DHIS-2 software.

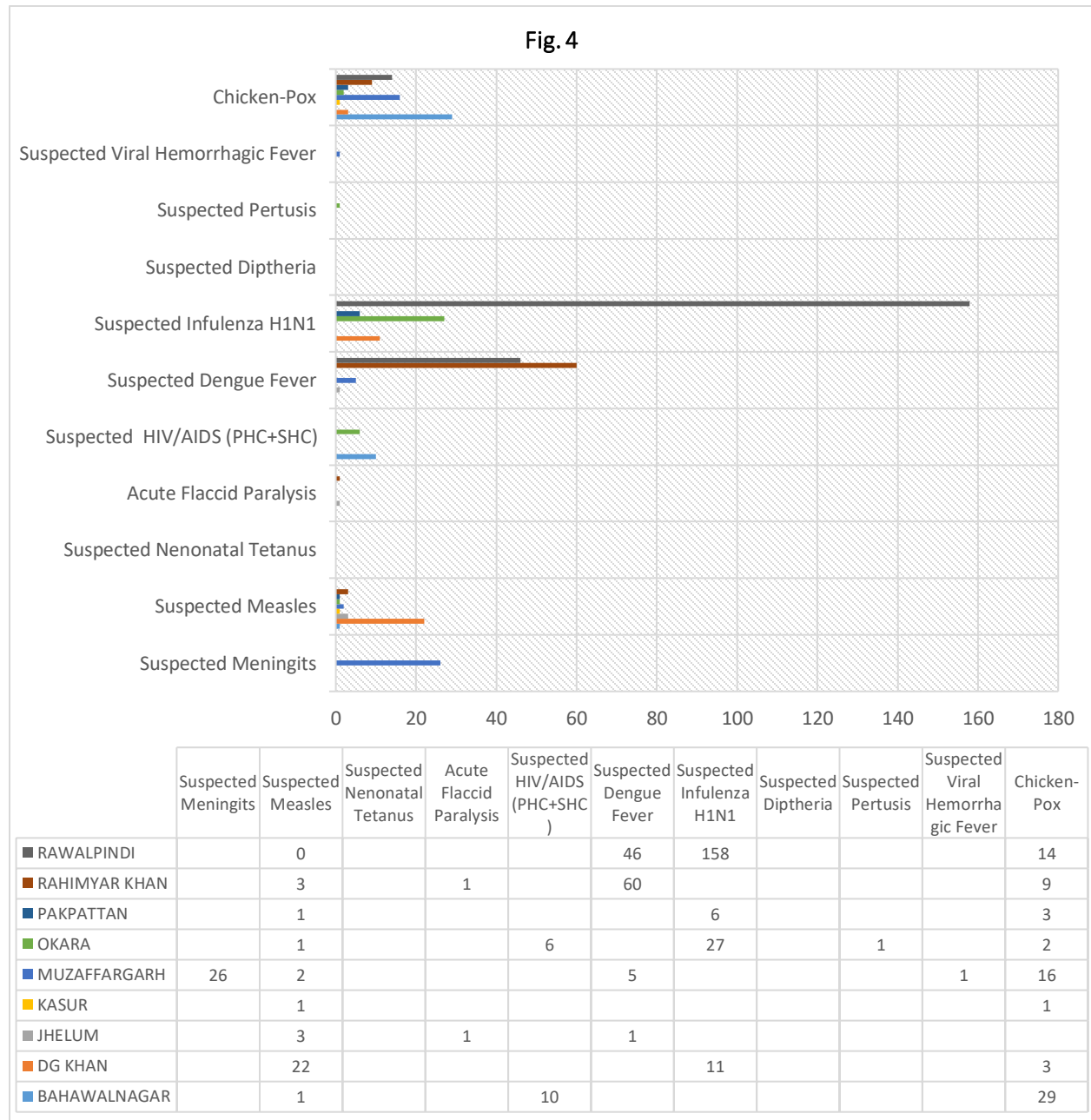


## HEALTH FACILITY WISE OPD PER DAY VISITS:

Fig. 3 displayed the OPD per day visits by health facility. This is calculated as ratio between the total OPD visits in all 9 districts of Punjab reported in DHIS-2 software and reporting number of health facilities and then divided it to the 6 week days excluding Sunday. During week 27 of year 2021, 35 per day visits were reported in Basic Health Unit (BHU's), 154 per day visits per reported in Rural Health Care (RHC's), 870

per day visits were reported in DHQ hospitals, 916 per day visits were reported in THQ hospitals and 4525 per day visits were reported in teaching hospitals. It is to be noted that, district D.G Khan, Jhelum, Kasur, Rahimyar Khan and Rawalpindi are not reporting on daily basis at DHIS-2 Software for the health facility of DHQ, that is why, their per day health facility is affected.

**PRIORITY EPIDEMIC DISEASES:**



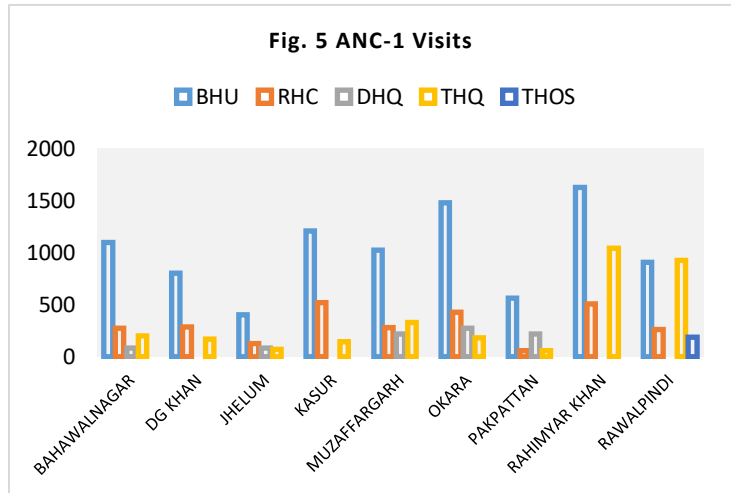
From Epidemic diseases, we mean that affects a large number of people within a community, population or region. In above figure 4, priority epidemic diseases status of 9 districts which are successfully implemented on dhis-2 software, has shown through graph. According to the descriptive analysis, the highest number of cases for suspected meningitis has reported in district Muzaffargarh The highest number of cases for suspected measles has reported in D.G Khan. Acute Flaccid Paralysis cases has found in district

Jhelum and Rahimyar Khan. The highest number of HIV/AIDS cases has reported from the district Pakpattan. District Rahimyar Khan has highest number of cases for suspected dengue fever. District Rawalpindi has shown highest number of cases for suspected influenza H1N1. The highest number of chicken-pox cases has reported in District Bahawalnagar for the week 27 of year 2021.

**ANC-1 VISITS:**

Fig. 5 showed the weekly basis visits of ANC-1 in all BHU's, RHC's, THQ's and Teaching Hospitals for the 9 reporting districts of Punjab in DHIS-2 Software.

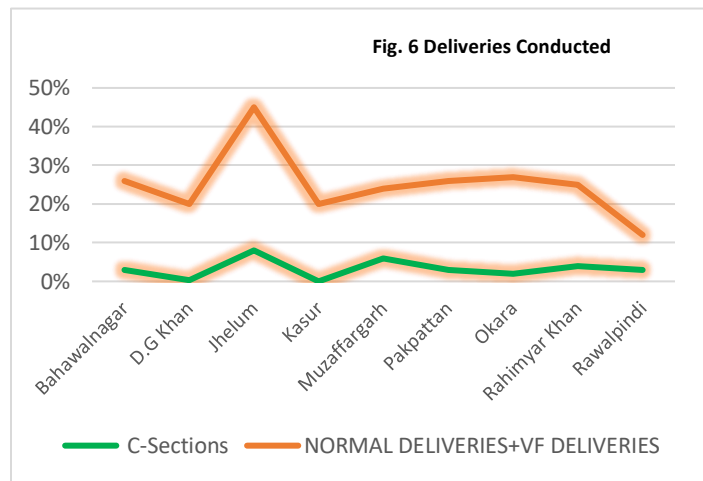
The highest number of visits of ANC-1 has been recorded in district Rahimyar Khan under the health facility of Basic Health Unit i.e. 1627 visits during week 27. It is to be noted that DHQ hospitals of district D.G. Khan and Kasur are not reporting their daily basis form data, due to this, they appeared zero.



**DELIVERY COVERAGE AT HEALTH FACILITY:**

The statistics of delivery coverage at health facility (fig. 6) of 9 district of Punjab showed that the highest number of C-section has reported in district Jhelum i.e. 8% C-section during the week 27 of year 2021 and also the highest number of normal+ VF deliveries has reported in district Jhelum for the week 27 of year 2021.

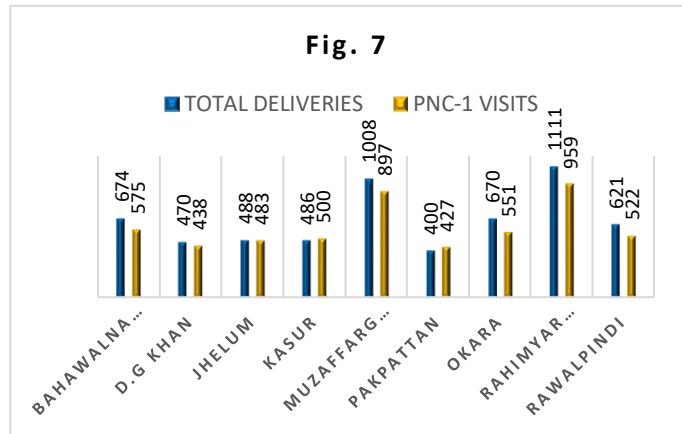
District Kasur is showing 0 C-section as their DHQ Hospitals are not reporting on daily basis in DHIS-2 Software.



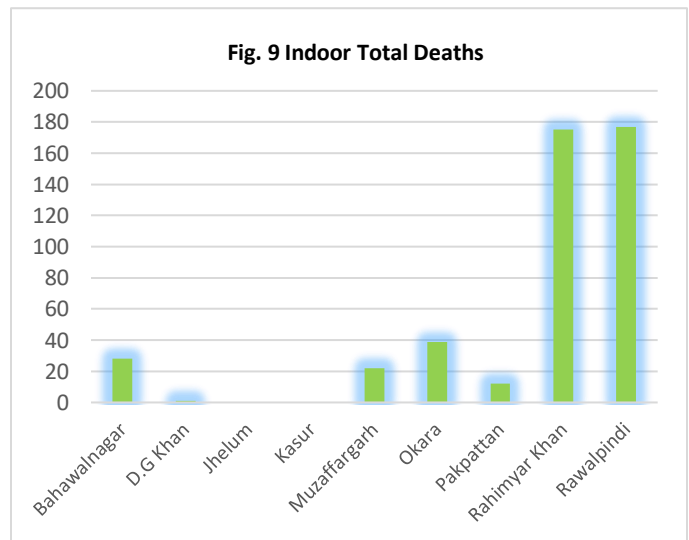
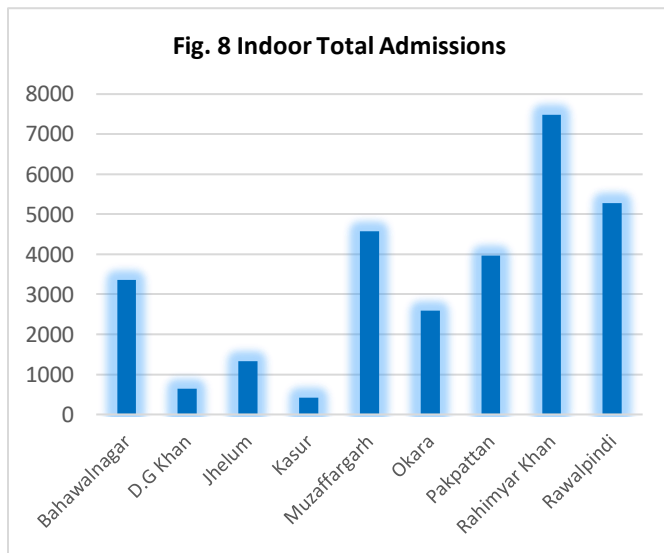
**TOTAL NUMBER OF DELIVERIES CONDUCTED AND PNC-1 VISITS:**

In Fig. 7, the comparison between the total number of deliveries conducted with the number of PNC-1 visits in 9 districts of Punjab during the week 27 of year 2021 has shown through multiple bar chart.

According to the data reported on dhis-2, the highest number of deliveries were reported in district Rahimyar Khan i.e. 1111 deliveries out of which 959 PNC-1 visits were reported in week 27 of year 2021.



**DAILY INDOOR PATIENT DATA(IPD):**



## FAMILY PLANNING VISITS:

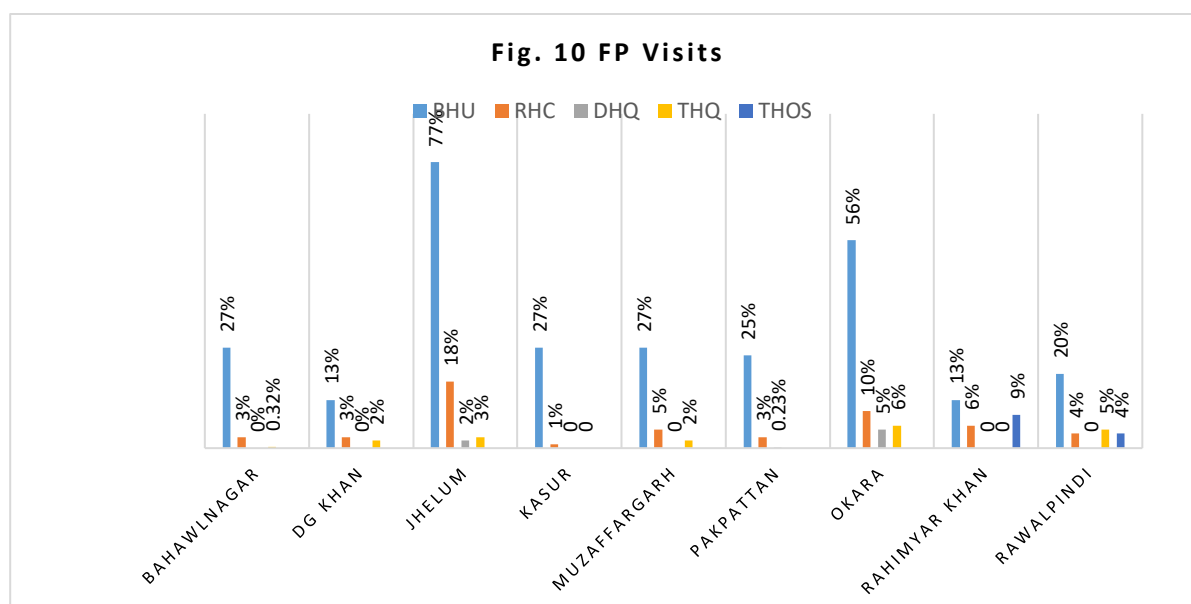
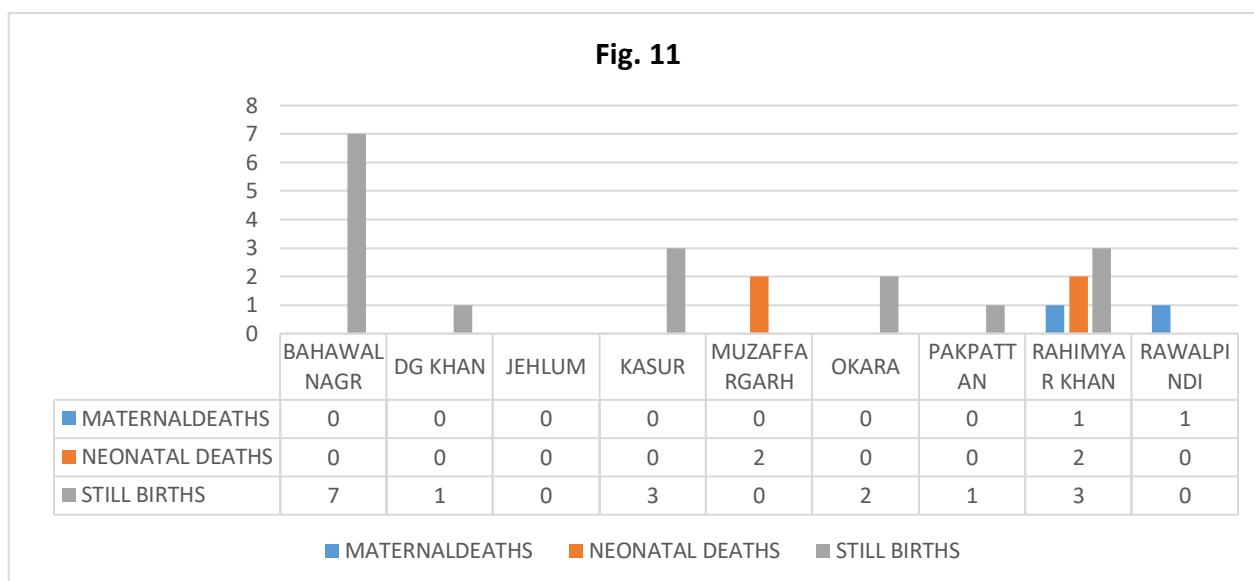


Fig. 10 exhibited the weekly FP visits by health facility wise. During week 27, the overall total FP visits were reported as 8925 visits out of which the highest number of FP visits were recorded in BHU's i.e. 77% in district Jhelum. These percentages are calculated as total FP visits in districts divided by the total population (3.4%) reported during week 27 of year 2021.

**Table: 1 Weekly Method-wise FP Clients**

DISTRICT	FP-Clients-COC cycles	FP-Clients-Condom Pieces	FP-Clients-DMPA Inj	FP-Clients-IUCD	FP-Clients-Implants	FP-Clients-POP cycles	FP-Clients-Tubal Ligation	FP-Clients-Vasectomy
Bahawalnagar	56	1103	72	232	0	1	0	0
Dg Khan	122	278	158	108	0	23	0	0
Jhelum	254	712	206	74	0	1	6	0
Kasur	43	214	51	122	1	7	0	0
Muzaffargarh	223	1690	307	161	4	23	2	0
Okara	54	3226	144	175	0	13	0	3
Pakpattan	43	283	137	141	0	3	0	0
Rahimyar Khan	71	364	119	181	1	12	21	0
Rawalpindi	361	4088	385	173	11	9	30	43

## **NUMBER OF DEATHS DUE TO MATERNAL COMPLICATIONS:**



In above Fig. 11, the number of maternal death, neonatal deaths and still births recorded in 9 districts of Punjab during the week 27 of year 2021 has shown through multiple bar chart. The highest number of neonatal deaths were reported in district Rahimyar Khan. Likewise, the highest number of still birth were recorded in district Bahawalnagar during the week 27 of year 2021.