

DIRECTORATE GENERAL HEALTH SERVICES PUNJAB (MIS CELL)

(WEEKLY HEALTH FACILITY REPORT, JUNE 28-4 JULY, 2021)

24-Cooper Road Lahore

Tel: [+92-99200990]

Email: hmispb@yahoo.com



EXECUTIVE SUMMARY

In this report, different indicators of health facility are discussed. The data of teaching/tertiary care hospitals is also included. The detailed analysis of week 26 of year 2021 are being presented in this report. The overall reporting compliance of the health facilities in 9 districts of Punjab remained above the target except the district D.G. Khan, Kasur and Rawalpindi. The total OPD in week 26 of 2021 was 150.6K out of which 16.5K were reported Bahawalnagar, 14.8K were reported in D.G Khan, 11.8K were reported in Jhelum, 30.4K were reported in Kasur, 19.0K were reported in Muzaffargarh, 12.5K were reported in Okara, 3.9K were reported in Pakpattan, 27.9K were reported in Rahimyar Khan and 13.5K were reported in district Rawalpindi.

On average, 37 OPD per day visits were reported in BHU's, 158 per day visits were reported in RHC's, 735 per day visits were reported in DHQ hospitals, 771 per day OPD visits were reported in THQ hospitals and 4,183 OPD per day visits were reported in Teaching Hospitals. It is calculated as total OPD visits by dividing the number of reporting health facilities and the total number of days excluding Sunday.

Fifty-four diseases are reported through DHIS, out of which eleven most Epidemic diseases of 9 districts of Punjab have been discussed in this report through DHIS-2 software.

Antenatal care coverage is an indicator of access and utilization of health care services during pregnancy. During week 26, the overall ANC-1 reported coverage in 9 districts of Punjab was 14,999 of the total expected population (3.4%). On average, the highest number of visits of ANC-1 has been recorded in district Okara under the health facility of Basic Health Unit i.e. 60%. The percentages of ANC-1 visits were calculated as the total ANC-1 visits by health facility wise and divide it to total population (3.4%) reported in week 26 of year 2021.

Delivery coverage at health facility is an indicator of utilization of delivery services provided at public health facilities. The overall percentage of deliveries conducted in health facilities of 9 districts of Punjab. During week 26 the highest (8%) of C-section cases and the highest cases (42%) of normal delivery cases were reported in district Jhelum. The percentages of deliveries coverage at health facility were calculated as the total normal + VF deliveries by health facility wise and divide it to total population (3.4%) reported in week 26 of year 2021 and the same procedure for C-section as well.

The highest number of cases of still births were reported in Bahawalnagar i.e. 7 deaths were recorded during week 26. The highest number of cases for maternal deaths were recorded in Bahawalnagar i.e. 6 deaths were reported during week 26 of 2021. The highest number of neonatal deaths were recorded in Kasur i.e. 140 number of deaths in week 26 of year 2021.

During week 26, family planning visits reported from the public health facilities against the expected population were 7,633. The highest number of FP visits were reported in district Jhelum i.e. 46% visits under the health facility Basic Health Unit. The percentages of FP visits at health facility were calculated as total FP visits by health facility wise and divide it to total population (3.4%) reported in week 26 of year 2021 and the same procedure for C-section as well.

REPORTING COMPLIANCE

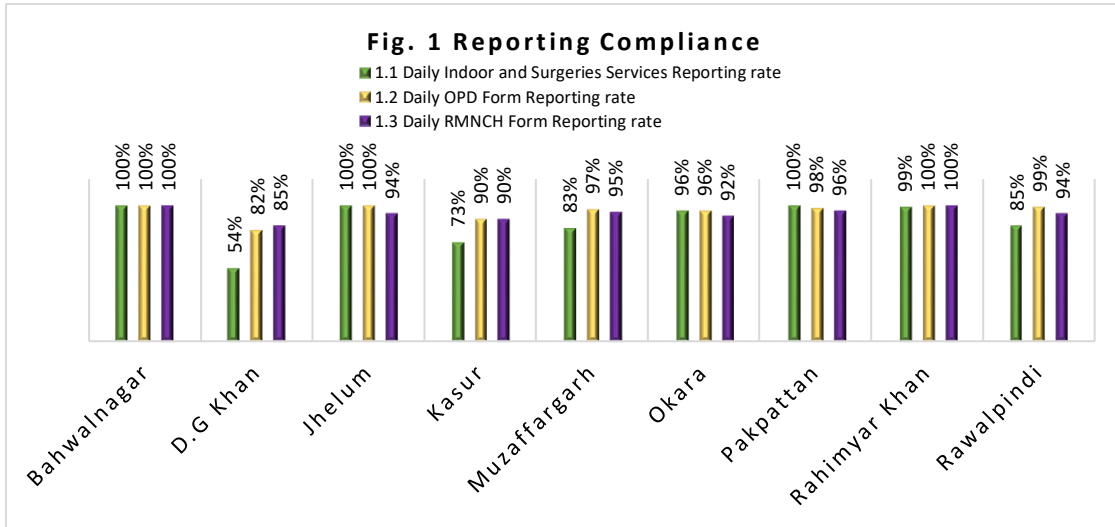


Fig. 1 shows the weekly reporting compliance percentage of 9 districts. The target for reporting compliance is 95% and it can be seen that the reporting regularity of the district Bahawalnagar, Jhelum, Pakpattan, Okara, Muzaffargarh and Rahimyar Khan for week 26 is above the target. District D.G. Khan has below 95% reporting compliance. In district Kasur, Daily Indoor and Surgeries Services Reporting rate is below the target. Likewise, District Muzaffargarh and Rawalpindi also has below the target reporting compliance for Daily Indoor and Surgeries Services Reporting form.

OPD VISITS

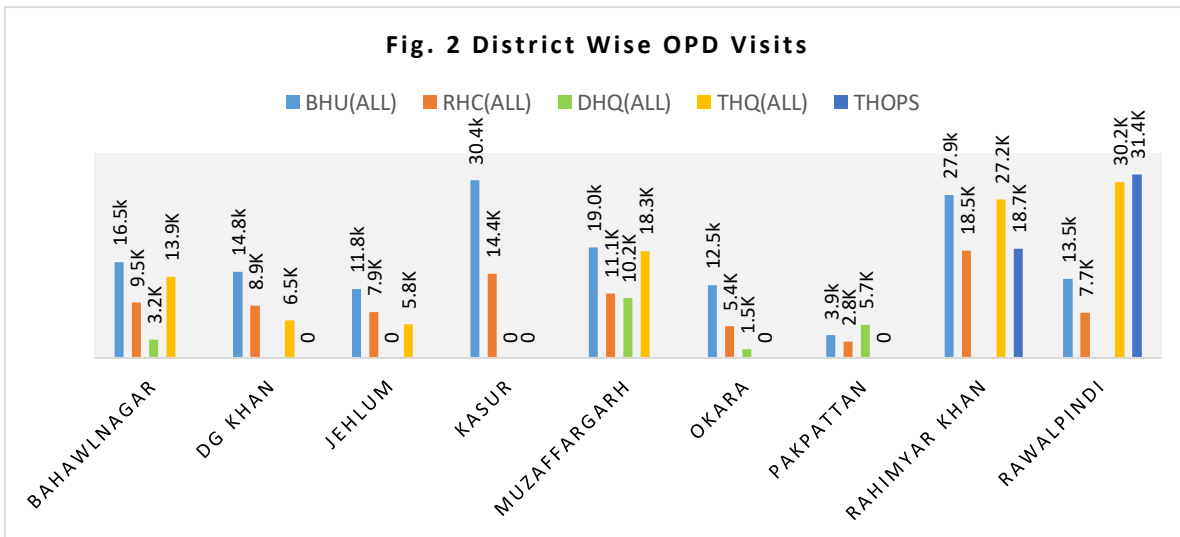
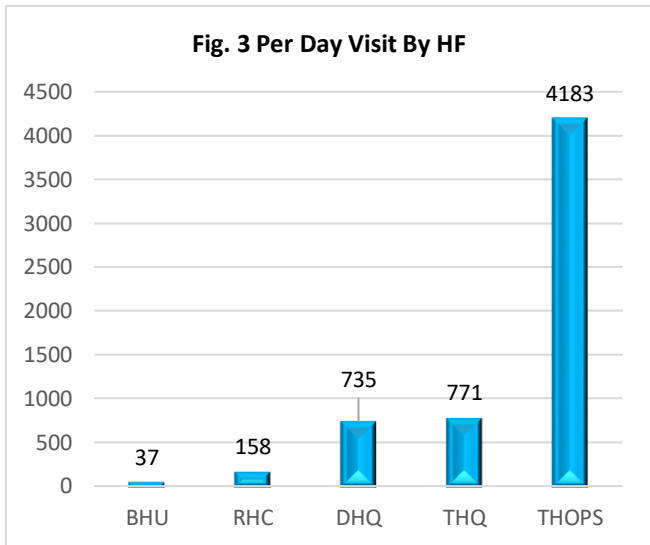


Fig. 2 shows the Total OPD Visits during week 26 of 2021. The total OPD Visits during week 26 of 2021 was 150.6K out of which 16.5K were reported Bahawalnagar, 14.8K were reported in D.G Khan, 11.8K were reported in Jhelum, 30.4K were reported in Kasur, 19.0K were reported in Muzaffargarh, 12.5K were reported in Okara, 3.9K were reported in Pakpattan, 27.9K were reported in Rahimyar Khan and 13.5K were reported

in Rawalpindi district. The health facilities which are showing zero OPD visits is because of they are not reporting at daily basis on DHIS-2 software.

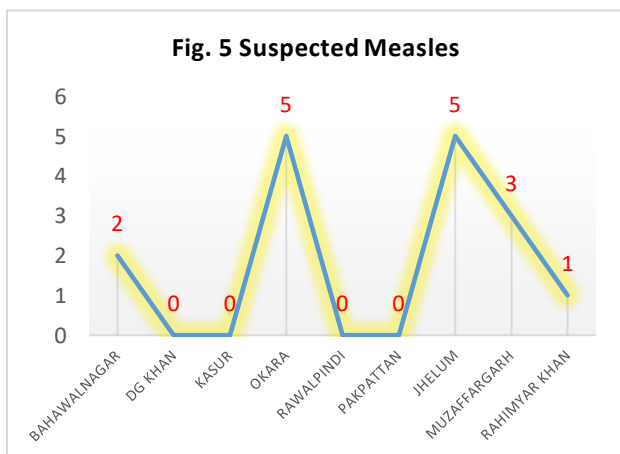
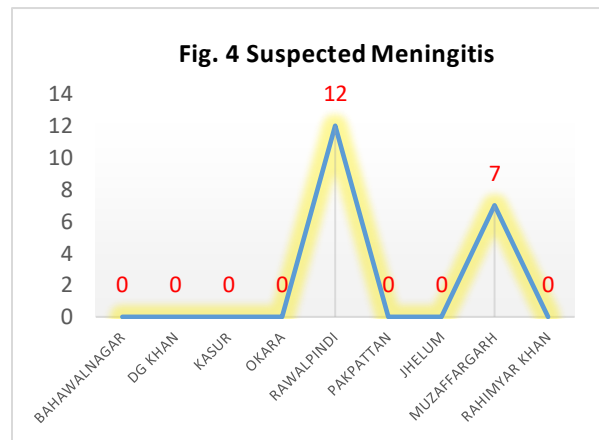
Health Facility Wise OPD Per Day Visits:

Fig. 3 shows the OPD per day visits by health facility. This is calculated as ratio between the total OPD visits in all 9 districts of Punjab reported in DHIS-2 software and reporting number of health facilities and then divided it to the 6 week days excluding Sunday. During week 26 of year 2021, 37 per day visits were reported in Basic Health Unit (BHU's), 158 per day visits per reported in Rural Health Care (RHC's), 735 per day visits were reported in DHQ hospitals, 771 per day visits were reported in THQ hospitals and 4183 per day visits were reported in teaching hospitals.



Suspected Meningitis:

Fig. 4 shows the weekly status of Suspected meningitis. The highest number of cases of Suspected Meningitis were recorded in district Rawalpindi.



Suspected Measles:

Fig. 5 show the number cases of suspected measles reported during week 26 of 2021. The graph shows that the highest number of cases of suspected measles have been reported in district Okara and Jhelum.

Suspected Neonatal Tetanus:

Fig. 6 shows the number of cases of suspected neonatal tetanus in 9 districts during week 26 of 2021. It can be seen that the highest number of suspected neonatal tetanus cases were recorded in district Kasur.

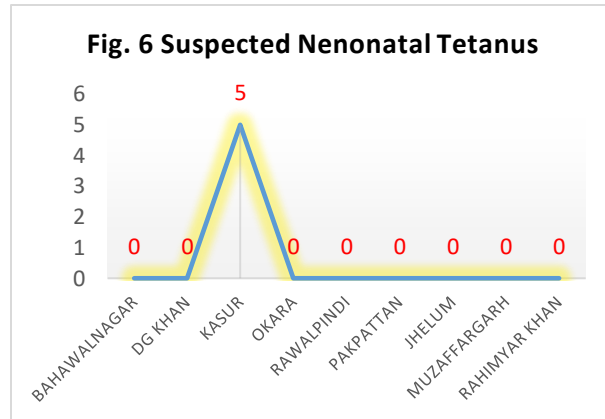
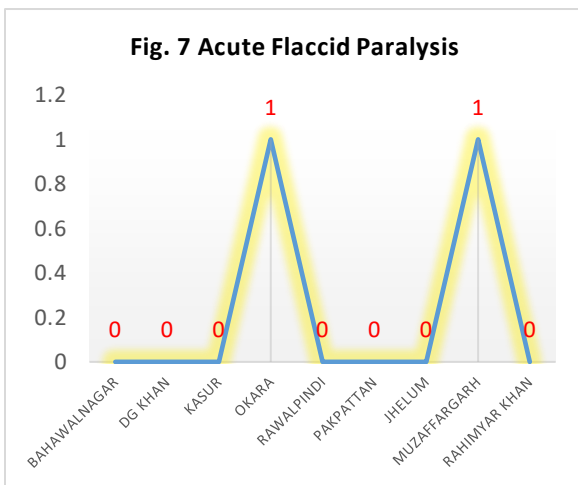


Fig. 7 Acute Flaccid Paralysis

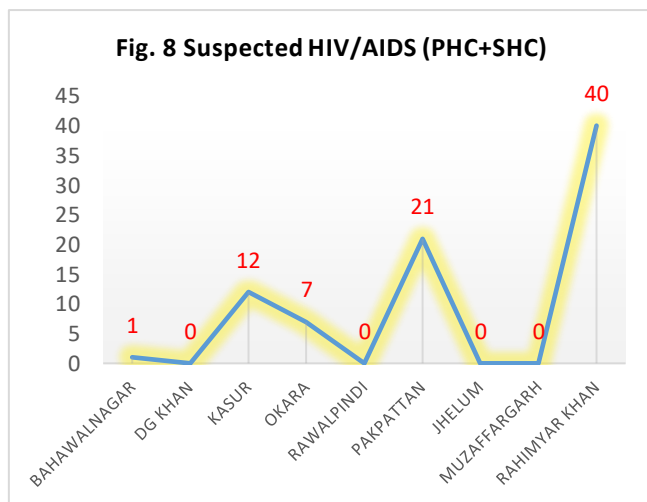


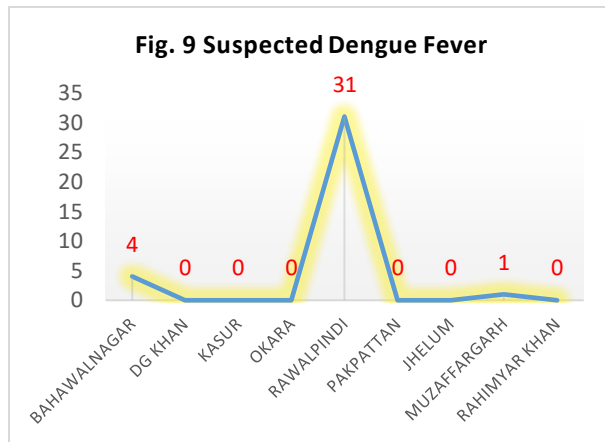
Acute Flaccid Paralysis:

Fig. 7 shows the number of cases of acute flaccid paralysis reported during the week 26 of 2021 in 9 districts of Punjab. It can be seen that during week 26, only case was reported in district Okara and district Muzaffargarh and no case were reported in other districts.

Suspected HIV/AIDS:

Fig. 8 shows the total number of cases reported for HIV/AIDS for Primary and Secondary health care collectively. During week 26, the highest number of cases of HIV/AIDS were recorded in district Rahimyar Khan.



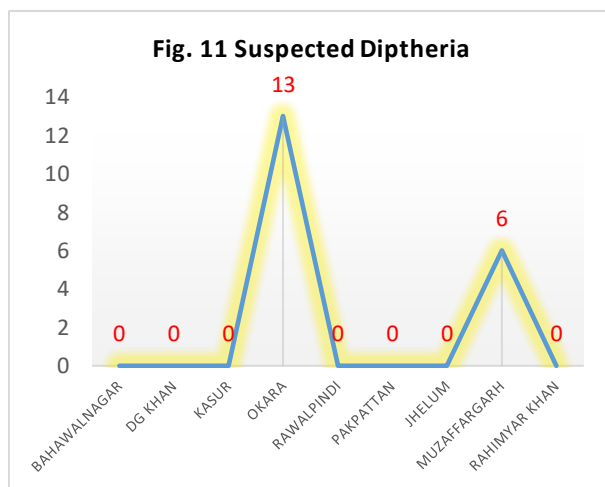
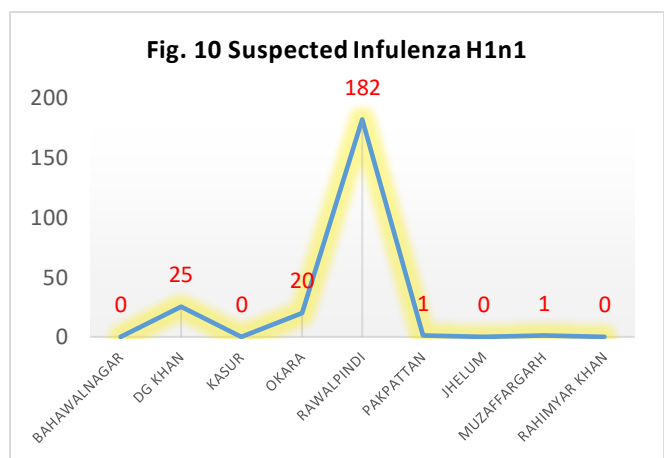


Suspected Dengue Fever:

Fig. 9 shows the suspected number of cases of Dengue fever in 9 districts of Punjab during the week 26. The highest number of cases of suspected dengue fever were recorded in district Rawalpindi.

Suspected Influenza H1N1:

Fig. 10 shows the number of cases of Suspected Influenza H1N1 in 9 districts of Punjab during the week 26. The highest number of cases for Influenza H1N1 were reported in district Rawalpindi.

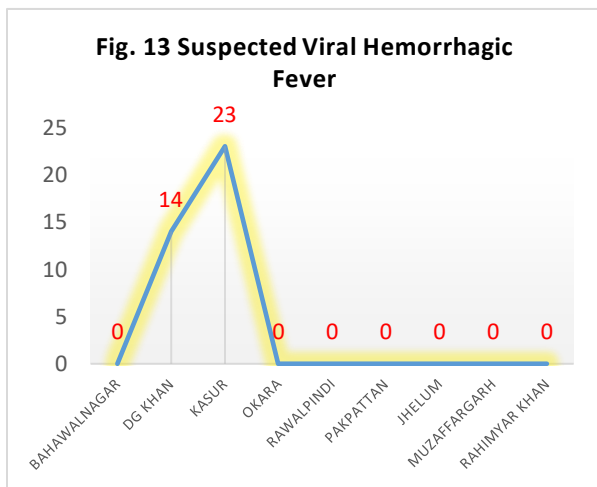
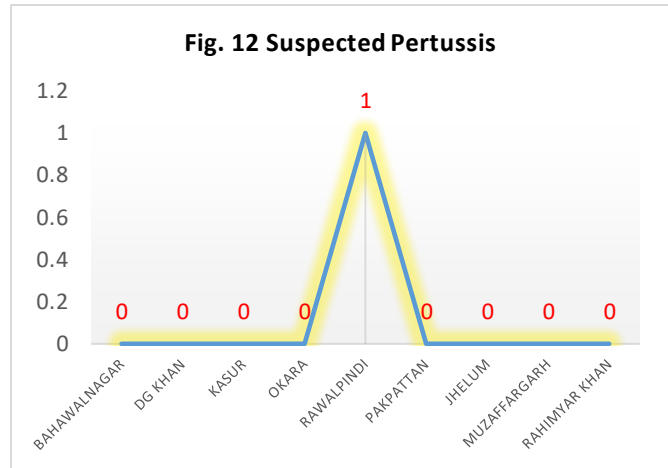


Suspected Diptheria:

Fig. 11 shows the number of cases of Diptheria in 9 districts of Punjab during week 26. The highest number of cases of Diptheria were reported in district Okara.

Suspected Pertussis:

Fig. 12 shows the number of cases reported for the disease of Suspected Pertussis in 9 districts of Punjab during the week 26 of 2021. According to the graph, only case of suspected pertussis was reported in district Rawalpindi and no case were reported in other 8 districts of Punjab.

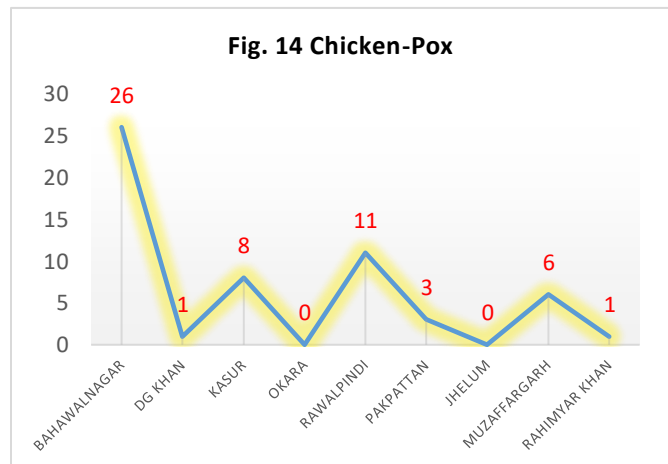


Suspected Viral Hemorrhagic Fever:

Fig. 13 shows the number of cases of suspected viral hemorrhagic reported in 9 districts of Punjab during the week 26. According to the graph, the highest number of cases for suspected viral hemorrhagic were recorded in district Kasur.

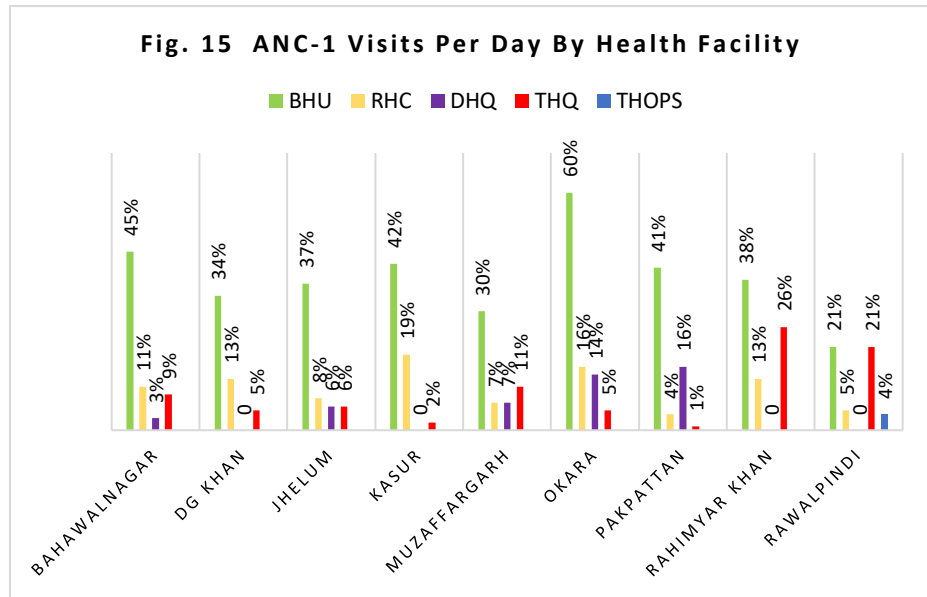
Chicken Pox:

Fig.14 shows the number of cases of Chicken-Pox in 9 districts of Punjab during the week 26. It can be seen that the highest number of cases of chicken-pox were reported in district Rawalpindi.



ANC-1 VISITS:

Fig. 15 shows the weekly basis visits of ANC-1 in all BHU's, RHC's, THQ's and Teaching Hospitals for the 9 reporting districts of Punjab in DHIS-2 Software. The percentage of ANC-1 visits district wise by health facility has been calculated as total number of ANC-1 visits

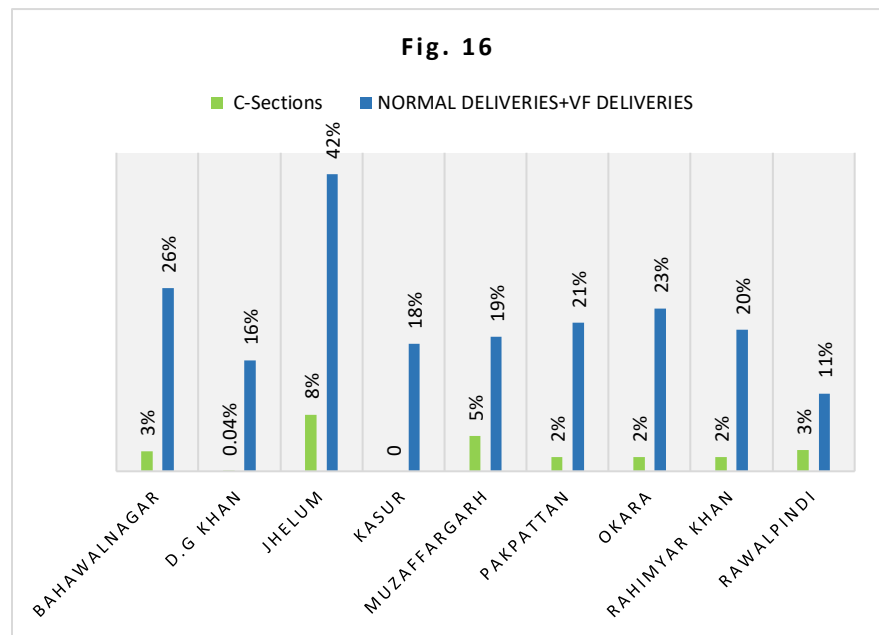


in specific health facility divided by total population (3.4%) reported in week 26 separately for each district.

The highest number of visits of ANC-1 has been recorded in district Okara under the health facility of Basic Health Unit i.e. 60%. It is to be noted that DHQ hospitals of district D.G. Khan, Kasur, Rahimyar Khan and Rawalpindi are not reporting their daily basis form data, that is why, they are showing zero.

Deliveries Coverage at Health Facility:

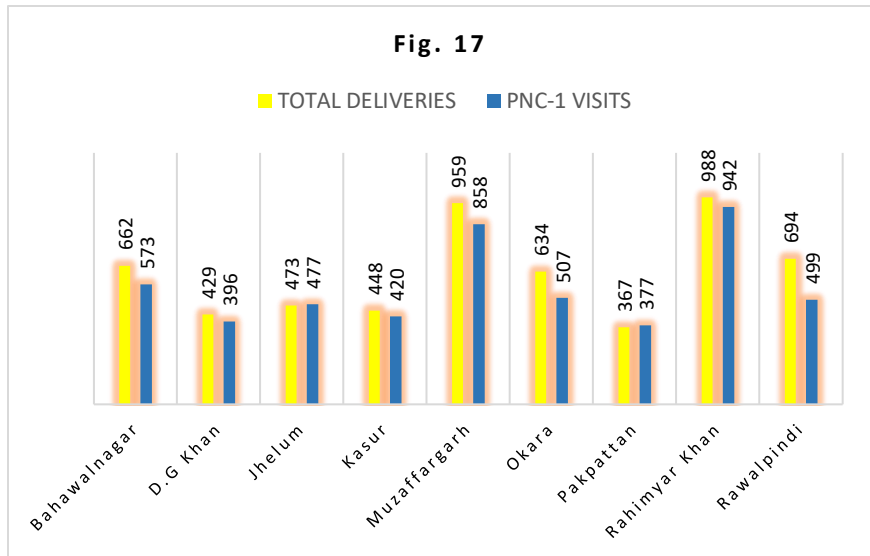
Fig. 16 shows the maternal and child health care percentage by health facility. The highest number of C-section has been reported in district Jhelum during the week 26 of year 2021 and highest normal deliveries + VF Deliveries were reported in district Bahawalnagar. District Kasur is showing 0 C-section as their DHQ Hospitals are not reporting on daily basis in DHIS-2 Software.



Total Number Deliveries Conducted and PNC-1 Visits:

Fig. 17 shows comparison between the total number of deliveries conducted with the number of PNC-1 visits in 9 districts of Punjab during the week 26 of year 2021.

The highest number of deliveries were reported in district Rahimyar Khan i.e. 988 deliveries out of which 942 PNC-1 visits were reported in week 26 of year 2021.



FAMILY PLANNING VISITS

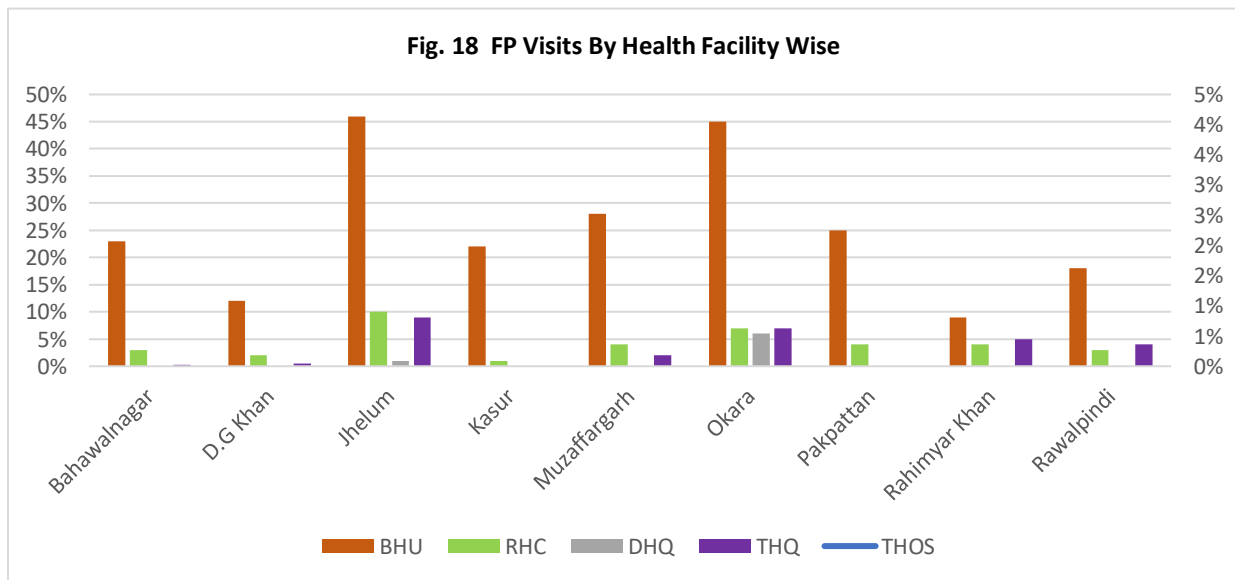


Fig. 18 shows the weekly FP visits by health facility wise. During week 26, the overall total FP visits were reported as 7663 visits out of which the highest number of FP visits were recorded in BHU's i.e. 46% in district Jhelum. These percentages are calculated as total FP visits in districts divided by the total population (3.4%) reported during week 26 of year 2021.

Table: 1 Weekly FP Clients Type Wise

COMMODITIES TYPE WISE FP-CLIENTS								
DISTRICT	COC cycles	Condom Pieces	DMPA Inj	IUCD	Implants	POP cycles	Tubal Ligation	Vasectomy
Bahawalnagar	41	1210	53	214	1	10	0	0
D.G Khan	121	249	124	124	30	21	0	0
Jhelum	159	1607	150	72	0	1	1	0
Kasur	39	209	37	93	1	8	0	0
Muzaffargarh	197	1858	271	195	5	27	0	1
Okara	36	2589	92	132	0	6	0	0
Pakpattan	32	221	151	153	0	2	0	0
Rahimyar Khan	45	335	90	123	0	8	11	0
Rawalpindi	481	4220	349	146	2	29	6	0

NUMBER OF DEATHS DUE TO MATERNAL COMPLICATIONS

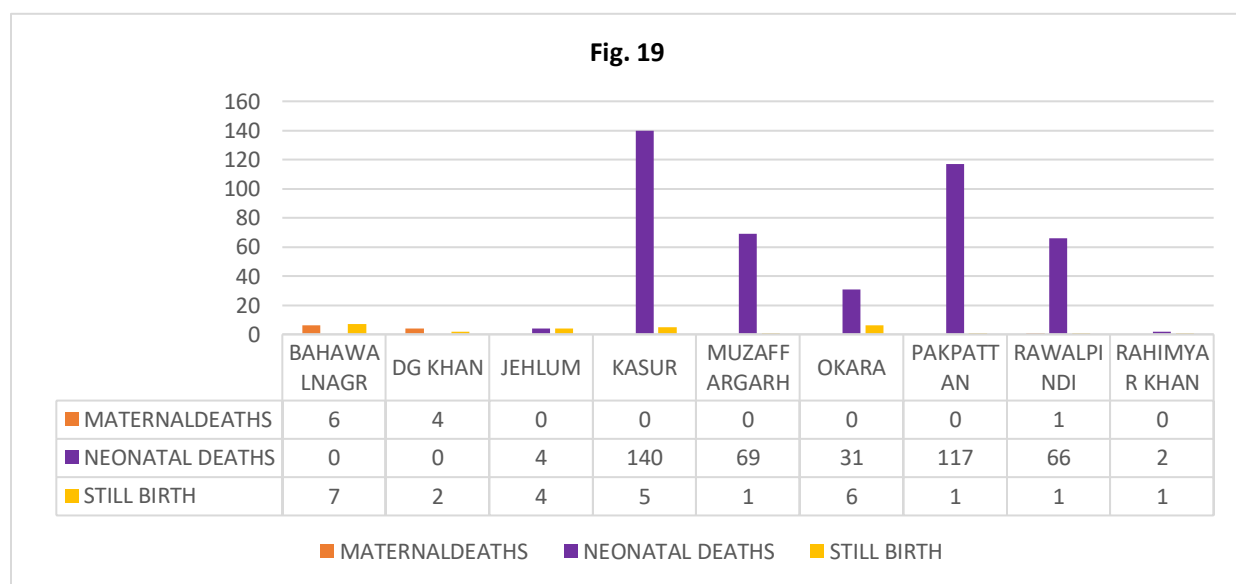


Fig. 19 shows the number of maternal death, neonatal deaths and still births recorded in 9 districts of Punjab during the week 26 of year 2021. The highest number of maternal deaths were recorded in district Bahawalnagar. The highest number of neonatal deaths were reported in district Kasur. Likewise, the highest number of still birth were recorded in district Bahawalnagar during the week 26 of year 2021.